

Shanelle

THE CHIC  
WAY

2021

# Through The Looking Glass

1. Fashion Designs (Degree Program)..... 2
2. Fashion Designs (Advanced Diploma Program)..... 7
3. Interior Designs (Diploma & Certificate Courses)..... 11

## crÃ¨me de la crÃ¨me



**Ms. Mamta Joshi**  
Master Stylist consultant  
CEO-The Orange Tree  
"Personal Styling Workshop"  
6th & 7th November 2020

**Ms. Tanisha Nanavati**  
Design Assistant at Manish Malhotra  
"Tête-à-Tête with Ms. Tanisha Nanavati"  
4th October 2020



**Ms. Gurleen Arora**  
Celebrity Fashion Stylist  
"Cycle of Fashion"  
31st October 2020



**Mr. Jay Lapasia**  
Fashion & Styling Mentor  
"Introduction to Fashion, Art & Style"  
24th September 2020



"Color Theory :  
Costume Designer's point of view"  
22nd October 2020



Estd: 1972  
NAAC Re- Accredited  
with 'A' Grade

MANIBEN NANAVATI WOMEN,S COLLEGE  
(Estd. 1972)

BEST COLLEGE Affiliated

SNDT WOMEN'S UNIVERSITY, MUMBAI

Dr.BNCD ( Estd. 1990)

VALLABHBHAI ROAD, VILE PARLE (WEST), MUMBAI - 400 056

TEL: 26128840 |26176196 | Website : www.mnwc-sndt.org | www..mnwc-sndt.com

Email : mnwcmail@mnwc.edu.in/www.mncollege@hotmail.com




## CHAIRPERSON'S MESSAGE

*Congratulations to Maniben Nanavati Women's College & Dr.Bhanuben Nanavati Centre for coming out with a biannual newsletter for showcasing work of the students.*

**"My best wishes to Prin. Dr. Rajshree Trivedi and her team"**

**Mrs. Himadri S. Nanavati**  
*Chairperson, Managing Trust*

## PRINCIPAL'S MESSAGE



**SHANELLE**

**Dear Folks,**

**Welcome to Shanelle, our beautiful and exotic world of designs!**

*It's all about fashions, fads, fantasies and futons. This beautiful objet d'art is a melange of patterns, designs, material and talent that will leave you agape and enticed. This is a magazine that celebrates glamour, glitz and guts of our students. So dear dolls, here's a window to showcase your potential. Unleash them, display them and watch them gathering accolades and appreciation.*

*I feel extremely happy to present this maiden issue of **Shanelle** displaying the imaginative power, exquisite ideas, detailing skills and hard work of our students who are currently pursuing their , **Bachelors in Design (Fashion) , Diploma in Fashion Designs or Diploma in Interior Designs** with our institution. We wish them good luck and many more such issues.*

**Wish you a happy reading and a happening New Year 2021 !**

**Passionately yours**

*Dr. Rajshree Trivedi*  
*Principal*

**Dabu print:** Dabu print is a traditional art and an elaborate process of dyeing and printing. The appearance of these fabric is unique for floral and thematic patterns in bright and well-chosen hues.



**Kalamkari:** Kalamkari is a type of hand painted or block printed cotton textile produced in Andhra Pradesh and Telangana. The Kalamkari art is made by using natural dyes only which involves twenty-three steps.

The art form given below has a red colour which is used to depict the anger of Goddess Durga on the current brutal things happening with women.



## Look No Further

**Mouldit jewellery:** Mouldit is perfect solution to all your art and hobby needs. We can mould the clay in numerous forms and designs according to our design interest.



Name of the student:  
**Digvi Argekar**  
Class : F.Y.B.Design

**Doodle art :** I made this detailed doodle art during lockdown.



Name of the student :  
**Jeel Patel**  
Class : S.Y.B.Design



**Sketching:**

The inspiration behind the sketch is old is gold a very known maxim. Gramophone depicts early musical age as a symbol of precision in sound which is forgotten for the present generation.

**Gond art:** Gond Art Painting Gond painting are a form of painting from folk and tribal art that is practiced by one of the largest tribes in India with whom it shares its name. Gond comes from the Dravidian expression, Kond which means 'the green mountain'.



**Pollution dress :** This dress shows the positive side and negative side of COVID-19 on nature.



**Dry flower dress:** I made this beautiful dress using dry flowers from my garden during the lockdown

Mandala art: an intricate designs with microtip pen.



Fashion garment illustration: beautiful bridal dress illustration with water color used. Designs are included in the dress.



Another fashion illustration garment in purple dress with gold jewellery with designs on dress.



Leaf mandala: beautiful one side painted and other side mandala art creating a beautiful contrast.



Name of the student:

Mayuri  
Bochgire

Class : S.Y.B.Design

## Cool Chic Classy

Colour wheel: showing an amazing color wheel with the help of butterflies with different colors.



Fashion face illustration: beautiful face mask wearing by women with intricate mandala designs.

From the **Fashion Designs ( Degree Program)**

**Baluchari Painting :** Baluchari sari, is a type of sari ,a garment worn by women across India and Bangladesh. This particular type of sari originated in Bengal and is known for depictions of mythological scenes on the pallu of the sari .It was mainly produced in Murshidabad . It takes approximately one week to produce one such sari



This garment is inspired by tie & dye  
this garment is made with fabric colours



Name of the student:  
**Siddhi Bhoir**  
Class : F.Y.B.Design

**Be Craft Be Creative**

This article is inspired by lippan art this is made with clay



This garment is inspired by paithani  
This is done with fabric colours and outliners



**Mandalas:**

Being frustrated and finding myself in a creative block, had just one therapy- Art. The flow of my ideas and use of different techniques for all art works came from Mandala. It helped me to bring a different perspective to kind of art work I was very comfortable doing. I was rejuvenated and refreshed with the splash of colours and moods it brought about



Name of the student :  
**Umika Shah**

Class : S.Y.B.Design



**Playing Card Croqui:**  
Whenever there are family get together is when I play cards- specially in teams.We have played too much in the lockdown,that's where I was inspired to create an illustration for this non wearable garment.



**Coffee Doodle:** Coffee and Doughnuts is during trips out of town. That's something we wouldn't get this year, and so I created this art work based on my love for different sizes and flavours of coffee.

**Peruvian belt:** A simple black fabric shaped in a belt and stitched. Designed with fevicryl outliners and also decorated with beads and wool.



**Tie and dye:**  
A white fabric first tied with small beads then coloured red  
This design or pattern is also known as Bandhani  
Bandhani is a sari which is designed in this pattern and is mostly found in



**Lippan art on bottle:** A simple glass bottle designed with fevicryl mouldit clay which enhances the look of the bottle.



**Lippan Art On Bottle**

Name of the student :  
**Khushi Hanat**  
Class : F.Y.B.Design



## Go Traditional

**Pipli Applique**



Name of the student :  
**Ruchi Yadav**

Class : F.Y.B.Design

Best of waste craft idea for earring

What waste you need:  
Waste thread  
Waste big jump rings  
Earring hook  
Waste pearl



I think the accessories looks very modern and very exciting. These big earrings, these big hoops. I think the girls are sort of falling in love with colure neck colour

Peruvian belt: This gorgeous embroidered belt is hand made by Peruvian art. Each design is a work of hand art.

Name of the student:  
**Namrata Mishra**  
Class : F.Y.B.Design



**Kalamkari Painting**

Kalamkari is a type of hand-painted or block-printed cotton textile produce in Isfahan,Iran, the Indian states of Andra Pradesh and Telangana. Only natural dyes are used in kalamkari ,which involves twenty-three steps.



**Peruvian Belt**

Peruvian Belt Peruvian embroidered belt are the perfect accessory to elevate a simple outfit. This type of detailed embroidery is a traditional craft among women in Peru and highlights their love of colour and design.Each belt is a work of art ,embroidered by hand in rural Peru by talented woman artisans.



**Artworks:**

Here I have played with ink and paints All of them are interesting and unique as I have tried to make sure to concentrate on detailing. Others have been inspired from the various artworks that I researched on.



Name of the student :  
**Shivani Dubey**  
Class : S.Y.B.Design



The saree is elegant and looks stunning because of the border detailing and off- shoulder blouse.

**Drawing The Desire**



**Fashion Illustrations:**

Womens' outfits can be so much fun to create Be it gowns, lenghas, short dresses or sarees and with that detailing in each is what makes it unique.



From the **Fashion Designs**  
(Advanced Diploma Program)



**Chamba Rupal**  
(Himachal Pradesh)

This embroidery flourished in the princely hill states of Kangra, Chamba, Basholi, and other neighbouring provinces. Chamba region has highly skilled craftsmen.



Name of the student :  
**Anita Vyas**  
Class : T.Y.F.Design

**Kashidakari (Kashmir)**

Kashidakari, more popularly known as Kashmiri embroidery, evolved under the patronage of Persian and Mughal rulers. Kashidakari draws heavily from the flora of the state. However, human and animal figures are not a part of this style of embroidery.

**Fabric That Speaks**

**Kasuti or Kasuthi (Karnataka)**

(Kasuti (Kai=hand and Suti = cotton) comes mainly from the state of Karnataka, Kasuti is done with single thread and involves counting of each thread on the cloth. The patterns are stitched without knots, so that both sides of the cloth look alike.



**KALAMKARI**

It is a type of hand printed or block printed cotton textile. This Kalamkari painting is done by taking inspiration from Peacock.

Name of the student :  
**Kulsum Khan**  
Class : S.Y.F.Design

**GOND ARTS:**

is form of painting from folk and tribal art that is practiced by one of the largest tribes in India with whom it shares its name.



From the **Fashion Designs**  
(Advanced Diploma Program)

Name of the student :  
**Deepika Rajpurohit**  
Class : T.Y.F.Design

**Chamba Rumal :**  
Chamba rumal is an embroidery style from himachal pradesh created with satin stitch. The Embroidery is used on silk, cotton, muslin & mulmul.



## Jazz It Up




**Kashida :**  
Kashida is an embroidery style from kashmir created with chain stitch, this embroidery is used on warmer fabrics such as silk, cotton & wool.



Name of the student :  
**Nagama Shaikh**  
Class : T.Y.F.Design

African batik is an art form of Africa but the most developed skill are to be found in Nigeria

The word 'Doodle' first appeared in the early 17th century to mean a fool or simpleton



From the **Fashion Designs**  
(Advanced Diploma Program)



Kashida embroidery is made by using thick colored threads as beads to create different patterns. Most kashida motifs that are used to create this form of embroidery include images inspired by nature



Name of the student :  
**Priyanka Vora**  
Class : S.Y.F.Design

in sewing and embroidery, a satin stitch of damask stich is a series of flat stitches

Name of the student :  
**Joshna Purohit**  
Class : S.Y.F.Design



**Madhubani Painting**  
This is referred to as Mithila Art is characterized by line drawing filled in by bright colours and contrasts or patterns. This painting is been inspired from a traditional Madhubani painting.



African art describes the modern and historical paintings,sculptures, installations, and other visual culture from native or indigenous africans and the african continenet

## Stroke Of Perfection

Name of the student :  
**Meenakshi Patel**  
Class : T.Y.F.Design



**Kashida-**  
Kashida is also known as kasida embroidery originated in Jammu and Kashmir. It is an ancient traditional type of intrinsic art.

Leather shoes found in a cave in Armenia. Foot wear are basical-ly used for fashion and adornment.



### Jewellery-

Jewellery- The word jewellery itself is derived from the word jewel, which was anglicised from the Old French "jouel", and beyond that, to the Latin word "jocale", meaning plaything.This jewellery is made by taken inspiration from Floral pattern.



From the **Fashion Designs**  
(Advanced Diploma Program)

Name of the student :  
**Shruti Chandat**

Class : T.Y.F.Design

**Canvas shoes painting:**  
The painting on shoes are done with fevicryl neon colours, pearl metallic gold, fabric colours & black 3D outliner.




**Kalidar kurta:**

The kalidar kurta is made up of several geometrical pieces. Sticked with muslin fabric & done mad hubani painting on yokewith fevicryl fabric colours.

## Of Dolls And Divas



**Kashida:** Kashida is an embroidery style from kashmir. Created with chain stich, this embroidery is used on warmer fanbrics such as silk, cotton & wool.



**Phulkari:** Phulkari is an embroidery style that originated in Punjab. The basic stitch for phulkari is darning stitch, done with silk threads. For outline of motifs & borders stem, chain & herringbone stitches are used.



Name of the student :  
**Rupa Kunchikorve**  
Class : T.Y.F.Design

**Phulkari:**  
Phulkari is an embroidery style that originated in Punjab. The basic stitch for phulkari is darning stitch, done with silk threads. For outline of motifs & borders stem, chain & herringbone stitches are used.



**Good Crafts For  
Good Moments**

Fluid art is the process of pouring paints on to a canvas to create unique pieces of artwork.



From the **Interior Designs**  
(Diploma & Certificate Courses)



**OUTDOOR GROUP SEATING :**  
LOW SEATING ON PODIUM.  
PERGOLAS AND CREEPERS ON TOP  
WHICH WILL PLAY BEAUTIFUL  
LIGHT AND SHADOWS IN DAY TIME.  
AND PLEASING AMBIENCE AT NIGHT.



TOPIC : CITY RIVER  
MEDIUM: ACRYLIC  
AREA OF HOUSES  
WHERE RIVERS FLOW  
BETWEEN STREETS



**Irresistible  
Arrays**



TOPIC: CITY LINE

MEDIUM: ACRYLIC

ABSTRACT PAINTING DONE USING PALLET KNIFE AND SPONGE



## Elegance Your Way



INTERIOR DESIGN MODEL OF PENTHOUSE LIVING ROOM AND DINING AREA IN COASTAL STYLE. COASTAL STYLE CONSISTS OF PASTELS AND SUBTLE COLORS TO GIVE THE HOUSE BEACHY VIBES. COASTAL DESIGN IS A VERY RARE PICK BUT WHEN ITS PUT TOGETHER IT GIVES A COMFORT TO YOU LIKE BEACHES. THESE COLOR GIVES COMFORT TO EYES AND GREENERY IS ALWAYS NEEDED.

NAME :- SABA SOLANKI | SABA DALKHANIA  
PALAK GOTHI | SONAL PATEL

DEPT:- INTERIOR DESIGN DIPLOMA  
CLASS:- SYID

NAME :- ZAINAB KHAN | JUVERIA SHAIKH  
TUBA SHAIKH | KOMAL SURVE  
KOMAL JAISWAL | ANJALI PANCHAL  
ZAKIYA NADAF | NAMIRA SHAIKH  
SHWETA SAKPAL

DEPT:- INTERIOR DESIGN DIPLOMA  
CLASS:- TYID

NAME :- JUVERIA SHAIKH  
DEPT:- INTERIOR DESIGN DIPLOMA  
CLASS:- TYID  
SUBJECT:- INTERIOR DESIGN  
PROJECT:- HOSPITALITY - RESTAURANT



NAME: MANASI KELASKAR

## The Department of B.Design in fashion Design

### B.Design Fashion Design

Duration : 4 years

Eligibility : H.S.C

(Any stream)

8 semesters (Full time)

#### Programme Objectives

To introduce & acquaint students with different aspects of designing for the industry

To provide a deeper understanding of various weaves and textile materials.

To train students in fashion illustrations to create, experiment 7 blend innovative designs.

To Develop students ability in the fields of pattern making and drafting, garment construction & how to create product range.

To give students knowledge on computer-Aided Designing tools to make them industry ready.

To impart skills in marketing, merchandising & entrepreneurship

[www.mnwc.edu.in](http://www.mnwc.edu.in) (022-26125941) B.design degree programme.

“Enhance your career”  
in the  
“world of fashion”

## 3 YEARS DIPLOMA IN FASHION DESIGNING

PATTERN MAKING

ILLUSTRATION

TEXTILE SCIENCE

HISTORY OF FASHION

CLOTHING CONSTRUCTION

SURFACE ORANAMENTATION

DESIGN CONCEPT

[www.bncdc.org.in](http://www.bncdc.org.in)

022-26125941

Fashion design diploma course.

## CAREER PROSPECTS FOR INTERIOR DESIGN

Residential Interior Designer

Commercial Interior Designer

Interior Decorator

Cad specialist

Furniture Designer

Visual Merchandiser

Curriculum focuses on preparing students for professional practice by integrating design skills, creativity & imagination

The course emphasizes on spatial issues, design innovation and attention to details.

### Objectives

1. To develop an understanding of design, cut and stitch garments.

2. To acquire knowledge of different materials used for making garments and their advantages and disadvantages

3. To develop skills required for fine stitching and artistic sense in making garments.

4. To gain insight in apparel making.

5. To enable students to be self employed.

[www.bncdc.org.in](http://www.bncdc.org.in)

022-26125941

Interior design course.