




ISSN 2229 - 385X

Estd.: 1972

NAAC Reaccredited 'A' grade



VOL-11 | JULY 2021

RESEARCH HORIZONS

PEER REVIEWED JOURNAL

MANIBEN NANAVATI WOMEN'S COLLEGE

Smt. Kantaben Shah Research Centre for Multidisciplinary Studies Publication

BEST COLLEGE 2018–2019 Awarded by SNTD Women's University, Mumbai

Vallabhbbhai Road, Vile Parle (W), Mumbai - 400 056.

researchhorizon.mnwc.edu.in

Our Vision:

Saa Vidya Ya Vimuktaye (Knowledge is that which liberates).

Our Mission:

Empowerment of women through access to higher education.

Our Goals:

- To facilitate knowledge and skills to lead to economic empowerment of students.
- To encourage holistic development of students and staff members.
- To foster and develop ethically conscious and socially responsible citizens.
- To encourage financially and academically weaker students for taking up higher education.
- To provide opportunities and platform to adult learners.

ISSN 2229 - 385X

VOL-11 | JULY 2021



Estd.: 1972
NAAC Reaccredited 'A' grade

RESEARCH HORIZONS

PEER REVIEWED JOURNAL

MANIBEN NANAVATI WOMEN'S COLLEGE
SMT. KANTABEN SHAH RESEARCH CENTRE FOR MULTIDISCIPLINARY STUDIES

BEST COLLEGE 2018-2019 Awarded by SNDT Women's University, Mumbai.
Vallabhbai Road, Vile Parle (W), Mumbai - 400 056.
researchhorizon.mnwc.edu.in

Now Indexed in



Website: <http://researchhorizon.mnwc.edu.in/>

Email: researchhorizons@mnwc.edu.in

Copyright: All rights reserved. No part of this publication may be reproduced or transmitted in any form or by any means, electronic, mechanical, photocopying, recording, or otherwise, without the prior written permission of the publisher.

Disclaimer: The views and opinions presented in the research papers/articles published in Research Horizons are solely attributable to the authors of the respective contributions. If these are contradictory to any particular person or entity, Research Horizons shall not be liable for the present opinions, inadequacy of the information, and any mistake of inaccuracies.

All correspondence relating to circulation can be addressed to researchhorizons@mnwc.edu.in

Place of Publication	:	Mumbai
Periodicity of its Publication	:	Annual
ISSN	:	2229-385X
Printer's Name	:	NAVICO ART, Mumbai
Publisher's Name & Address	:	Maniben Nanavati Women's College Vallabhbhai Road, Vile Parle (West), Mumbai 400 056. Maharashtra, India.
Chief Editor's Name and Address	:	Dr. Rajshree P. Trivedi Principal Maniben Nanavati Women's College Vallabhbhai Road, Vile Parle (West), Mumbai 400 056.
Nationality	:	Indian
Registration No.	:	MAHMULOZI35/13/2005–TC dated 7th November 2005

CHIEF EDITOR: Dr. Rajshree Trivedi

SENIOR EDITOR: Prof. Vibhuti Patel

EDITORIAL ADVISORY BOARD

International

Dr. Poornima Madhavan

Dr. Anita Kapoor

Prof. Justin Paul

Penn Kemp

Prof. Alice Clark

Dr. Jaya Earnest

Prof. Hanna Westberg

Dr. Saoko Funada

National

Prof. Sitanshu Yashaschandra

Dr. Usha Thakkar

Dr. Manjusha Molwane

Dr. Rupalee Burke

Prof. S. John Michael Raj

Prof. Kaushalnath Upadhyay

Dr. Chandrika Raval

EDITORIAL REVIEW BOARD

Dr. Meera Desai

Dr. Shanti Balda

Prof. Usha Upadhyay

Dr. Sangeeta Sharma

Dr. Kranti Gawali

Dr. Mitravinda Aneesh

Dr. R. Sundari

MANAGING EDITORIAL TEAM

Dr. Swati Partani – Executive Editor

Dr. Sejal Shah – Co editor

Dr. Ravindra Katyayan – Member

Ms. Sheetal Sawant – Member

Ms. P. Susan Asokan – Member

FOREWORD

Dear Scholars

I am extremely pleased to put the 20th issue of Research Horizons in your hands. While the New Normal is setting in, we look forward to a glorious dawn that brings the light of knowledge and well being for all.

Maniben Nanavati Women's College is proud to have launched Smt. Kantaben Shah Research Centre for Multidisciplinary Studies (KSRC) in June 2020. Funded by philanthropists and individual donors, the Centre aims to undertake research projects involving teaching faculty and students from the undergraduate as well as post-graduate sections. The Centre has planned to start annual lecture series in memory of Smt. Kantaben Shah, the mother of the main donor for the Centre. Apart from these, participation in Avishkar - the state level research competition, Anveshan - the annual intercollege research paper competition, workshops on topics related to research methodology, establishing linkages with various research and academic bodies and collaborative projects with industries will be the regular features of the Centre. From this year onwards, Research Horizons will be a KSRC publication. Research for the contribution to the development of nation is the mission statement of KSRC and we remain committed to it forever.

This issue of Research Horizons has an international paper, a few in-house papers and many papers from scholars all over India. All the contributors have really put in a lot of hard work and efforts to maintain the quality of their research papers. We place on record the valuable contribution of the members of the Editorial Advisory Board and Editorial Review Board who have played an important role in reviewing the papers, commenting upon them, suggesting suitable changes and thereby completing the whole process of selecting the best papers for this issue. We are deeply indebted to Shri Chandrasen Merchant and Shree Hansraj Pragji Thakersey Trust for their generous support since the beginning of the journal. Our Managing Committee members have always remained a great guiding force behind all our initiatives and we thank them for their support. The Executive Team of the journal deserves a big shout of appreciation for taking out time from their hectic online teaching schedules and relentlessly working towards the compilation of this issue. I wish good luck to all of them.

Stay safe, stay healthy.

Regards

Dr. Rajshree Trivedi

Chief Editor

FROM SENIOR EDITOR'S DESK

It is a matter of great pride that Research Horizon is increasing its readership, impact factor and contributors of articles. The Editorial team has put in a lot of hard work to get content and thematic areas to reflect on current health emergencies. The academic quality of submitted articles has improved a lot. The expert peer reviewers judiciously go through the manuscripts and provide meticulously detailed suggestions to the authors.

This edition of Research Horizon covers wide range of crucial and contemporary concerns in social sciences-psychologist, economists, and sociologist such as Sibling Dyad-specific Characteristics and Differential Parenting in Indian Family Context, Women, Technology and Environment, A Review of the Financial Schemes and Policies Concerning the MSME Sector, The effect of sustainability reporting disclosure and intellectual capital on the firm value, Farm-sector Reforms Bill, Research based Study on Study Involvement of Secondary School Students, Impact of COVID-19 on employees and understanding the ongoing stress related to WFH (Work from Home), A Study on Measuring the Cyber-Criminality Among Netizens in Chennai City, Reinventing the Self: Women and Social Media and Empowering survivors of Sexual Violence through Expressive Arts Therapy.

Articles in English and Gujarati discuss the legendary classic and contemporary literary creations that encompass a wide range of issues. In the field of literature, the current issue covers very interesting and thought provoking articles such as A Stylistic Study of Dickens's Simile Expressions in Little Dorrit: With Special Focus on Dehumanised Characters, Mary Shelley's Frankenstein - Inspiration and Continuity of the Depiction of The Conflict between Science and Religion in Contemporary Women's Writing, Translating Selected Poems of Chinu Modi: A Strategy of Transcreation and Glimpses of pain tribal communities as reflected in the Marathi poems.

The whole world is going through a difficult time due to the health emergency imposed by the COVID-19 pandemic. In the 1st wave, the death toll was highest for the elderly citizens. The 2nd wave took a heavy toll on young citizens. It is predicted that the 3rd wave will affect children adversely. Competence and commitment in examining multifaceted challenges by human civilization is the need of the hour. Through this issue of Research Horizon we have made a humble beginning in this direction by publishing 4 articles with regards to implications of the pandemic from the analytical perspective of psychology and sociology.

We request our readers to introduce Research Horizon (its soft copy can be accessed on the website <http://researchhorizons.mnwc-sndt.com/Home/Index.aspx>) to their academic circles, and encourage them to contribute original and research-based articles for publication in Research Horizon.

Yours faithfully,

Prof. Vibhuti Patel

Senior Editor (Research Horizons)

The Editorial Board

Chief Editor

Dr. Rajshree P. Trivedi is the Principal and Head, Department of English of Maniben Nanavati Women's College, Mumbai. Her research publications include more than ten books, nine chapters in edited books and many papers in international/national journals. She has been on the Editorial Advisory Board of a few international journals, indexed and enlisted with reputed databases. A research guide, referee and resource person at research forums, she has undertaken a couple of research projects in transdisciplinary studies.

Senior Editor

Dr. Vibhuti Patel is Professor, Advanced Centre for Women's Studies, School of Development Studies, Tata Institute of Social Sciences, Mumbai. She retired as Professor and Head of Economics Department of SNDT Women's University, Mumbai on 30-6-2017. She was Director, Post Graduate Studies and Research of SNDT Women's University from 2006-2012. Her areas of specialisation have been Gender Economics, Women's Studies, Human Rights, Social Movements and Gender Budgeting. She has authored Women's Challenges of the New Millennium (2002), co-authored Reaching for Half the Sky (1985), Indian Women Change and Challenge (1985) and Status Report for ICSSR- Critical Evaluation of Women's Studies Researches during 1947-1988 (1989). She is co-editor of series of 15 volumes- Empowering Women Worldwide. She has edited 2 books namely Discourse on Women and Empowerment (2009) and Girls and Girlhoods at the Threshold of Youth and Gender (2010). She had been a member of various Expert Committees for IGNOU, Ministry of Science & Technology and NCERT (Delhi) during 2005-2014. She prepared base paper on Gender for Mumbai Human Development Report, 2009, MMRDA Human Development Report (2017) and coauthored "Socioeconomics Status of Muslims in Maharashtra" for Maharashtra State Minority Commission, Government of Maharashtra, 2013. Currently she is Governing Board member of Women Power Connect, Indian Council of Basic Education, Maniben Nanavati College for Women, Anusandhan Trust, VACHA, Women's Research and Action Group, Institute of Community Organisation and Research in Mumbai, Olakh in Vadodara and ICSSR-sponsored Centre for Social Studies (Surat). She is also Advisory Board Member of Institute of Indian Culture (Mumbai). She is a member of Internal Quality Assurance Committee of Maniben Nanavati College for Women and MD Shah Mahila College. She is Chairperson of Ethics Committee (IRB) of International Institute of Population Sciences (IIPS), Mumbai.

She is a Chairperson of Board of Studies in Non-Formal Education of SNDT Women's University, Mumbai and member of Board of Studies of Sophia College (Sociology), Jaihind College (Economics, Foundations Course), Somaiya College (Education) and Nagindas Khandwala College (Economics) and College of Social Work (Social Work). She is also BOS member of Economics for University of Mumbai, North Maharashtra University, Jalgaon and Guwahati University and BOS Chairperson for Life Long Learning for SNDT Women's University. She is member of College Development Committee of Maniben Nanavati College for Women, Surajba College of Education, BMN College of Home Science for Women and SNDT College of Arts and SCB College of Commerce, Mumbai.

Editorial Advisory Board

International

Dr. Poornima Madhavan (USA) is Associate Professor, Dept. of Psychology, Old Dominion University (ODU) where she also holds affiliated faculty positions in the Virginia Modeling, Analysis and Simulation Centre (VMASC), the Climate Change and Sea Level Rise Initiative (CCSLRI), the Homeland Security Research Group and Vision Lab. Currently, she is also the Director of the Undergraduate Research Program within the Honours College at ODU. She received her Ph.D in Human Factors (Engineering Psychology) from the Aviation Human Factors Division at the University of Illinois, Urbana Champaign. She was a Post Doctoral Fellow at Dynamic Decision Making Laboratory at Carnegie Mellon University. She has several publications in the form of books, book chapters and research articles. She has been awarded for her achievements by American Psychological Association, US Dept. of Homeland Security, South Eastern Psychological Association and others.

Dr. Anita Kapoor (USA) is the Chief Editor of 'Yadein', a well known Hindi newspaper published in USA. Her double post graduate studies include Hindi as well as English literatures. Her Ph.D thesis was based on English Literature. Her Diploma studies include courses on Journalism and Music (Sitar). She has various publications to her credit. She has been awarded with many coveted prizes including 'International Journalism Award (2012) International Community Puraskar and others.

Prof. Justin Paul (USA) is currently a faculty member in University of Washington, Foster School of Business. He has authored several books including Business Environment, International Marketing, Exim Management and others published by Oxford University Press. His case studies and articles have been published by Harvard Business School, Ivey Business School and by leading newspapers of USA.

Penn Kemp (Canada) is a poet, novelist, playwright and sound poet. She became London's (Ontario) first poet laureate. Some of her poetic works include Vocal Braiding, Sarasvati Scapes and others in English and Quand cesse le temps in French.

Prof. Alice Clark (USA) is Instructor, The Culture of India - Roots of Tradition and Change UCB- Extension Online, University of California. Her areas of teaching expertise include the culture of India, international human rights, world history-ancient and modern,

modern South Asian history, women and development and cross cultural communication. She has several publications to her credit and is professionally connected to Association for Asian Studies and Population Association of America.

Dr. Jaya Earnest (Australia) is Associate Professor of International Health and the Director of Graduate Studies in the Faculty of Health Sciences at Curtin University in Western Australia. A Social Scientist, Medical Sociologist and Educator, Jaya holds a MA from SNDT Women's University, India, an Advanced Certificate in Education from the University of Bath, UK and a PhD from Curtin University in Western Australia. She has worked as an multi-disciplinary educator and researcher for 26 years in India, Kenya, Uganda, Rwanda, East Timor and Australia. In 2010, she was awarded a National Award for University Teaching by the Australian Learning and Teaching Council. In 2013, she awarded a Fellowship of the Public Health Association of Australia. Dr Earnest is on the National Board of the Public Health Association of Australia, and is also a Board Member of ISHAR - a multicultural women's health organisation in Western Australia. Her central research interests focus on health inequalities, the social determinants of health, post-conflict adversity on women and youth; refugee and migrant populations, HIV and participatory research.

Prof. Hanna Westberg, (Sweden) Associate Professor, has been, since 1980, specializing in research on gender and gender mainstreaming in working life. She now works as a Consultant in the Innovation System Triple Steelix in cooperation with research at Lulea Technical University, in the Division of Gender, Technology and Organisation. She is also affiliated to the Department of Work Science, University of Gothenburg to work in a project Gender, Health promotion in Working Life, which is Partner Driven Cooperation, Sweden-India. Her Leadership and recent publications include articles on Gender and Sustainable Growth. Gender Segregation and Equal Opportunity Work in Organisations and Gender Segregation and Learning in Working Life.

Dr. Saoko Funada is a lecturer of English at Fukuoka University, Japan. She earned a Ph.D. in English language and literature from Hiroshima University in 2012. Her main focus is on the study of Charles Dickens's figurative expressions such as metaphor, metonymy and simile, by which the author mainly describes various people or substances vividly and humorously. She has investigated the linguistic mechanisms of these tropes from semantic and cognitive perspectives in order to highlight the correlation between the two references (i.e. the topic and the vehicle) included in his expressions.

Editorial Advisory Board

National

Prof. Sitanshu Yashaschandra, a Fulbright Scholar and a Ford West European Fellowship recipient, Yashaschandra has a Ph. D. in Comparative Literature from USA and another Ph. D. in Indian poetics from Mumbai. He worked as Vice Chancellor (Saurashtra University), UGC Emeritus Professor and National Lecturer, as well as Chief Editor of the Encyclopedia of Indian Literature (Sahitya Akademi). He has taught, as Professor and Chair of Gujarati, at the M. S. University of Baroda, from 1972, and has been a visiting Professor at the Sorbonne University (Paris), University of Pennsylvania, the Loyola Marymount University (Los Angeles), and Jadavpur University (Kolkata). His creative and critical theory work is mainly in Gujarati but has been widely translated into English and Hindi and many other languages. He has translated several works of poetry, drama and criticism from English to Gujarati. Tokhaar, his adaptation of Peter Shaffer's Equus was hailed as a landmark play in modern Gujarati theatre. His poetry anthologies include Odysseusnu-n Halesu-n (1975), Jatayu (1986), Mohen-jo-dado (Audio-book in 1990) and Vakhaar (2008). A few of his plays are Kem Makanji kyan chalya (1999), A Manas Madrasi Laage Chhe (1999), Khagras (1999), Ashvatthama aje pan jive chhe ane hanay chhe (2001), Nakkamo Manas Chhe Narasimha Maheta (2008) and Akhaani Olakhaano (2009).

Dr. Usha Thakkar is President, Mani Bhavan Gandhi Sangrahalaya, Mumbai. She retired as Professor and Head, Department of Political Science, SNDT Women's University, Mumbai. She has done postdoctoral research at the University of Chicago on Fulbright Fellowship and at Cornell University on Sr. Fulbright Fellowship and at York University (Canada) on WID Fellowship from the Shastri Indo-Canadian Institute. She was also Visiting Fellow at Sheffield City Polytechnic, UK. She has been Vice-President, Asiatic Society of Mumbai, and also of Banasthali Vidyapith (Deemed University of Women), and Rajasthan. Her research areas are Gandhian Studies, Women's Studies, and Indian Politics. She has presented papers at many national and international conferences and has contributed in many prestigious journals. Her publications include Understanding Gandhi (co-edited), Women in Indian Society (co-author), Zero Point Bombay: In and Around Horniman Circle (co-editor), Culture and making of Identity in Contemporary India (co-editor), Politics in Maharashtra (co-editor), Kautilya's Arthashastra (co-author) and Women's Studies Series (in Gujarati, co-editor). She is connected with many educational institutions.

Dr. Manjusha Molwane is the Ex-Joint Director of Higher Education, Mumbai. She has a rich experience of teaching and administration for more than nineteen years. She is associated with MPSC examinations and has been the resource person for many courses recognised by UGC and at national and international conferences. She has authored 3 books in Marathi and 1 in English and written many articles in international / national publications. She has drafted Government Resolution as a Committee Member and assisted in writing project Implementation Plan (PIP) of World Bank Project with the help of UNICEF. Four projects on nutrition have been taken up by her with the help of K.E.M. Hospital, Taj Hotel Group, Hellen Keller International, Sprinkles and Dept. of Women & Child Development, Govt. of Maharashtra. The office of the Joint Director, Higher Education, Mumbai, acquired ISO 9001-2008 certification under her auspices. Currently she is Member Secretary of Maharashtra State Commission for Women.

Dr. Rupalee Burke is Associate Professor and Head of the English Department at Shree Sahajanand Vanijya Mahavidyalaya, Ahmedabad, since 1991. She is a research guide at the Gujarat University, Ahmedabad. She has many published research articles to her credit. She has been contributing to several journals (print and online), magazines, anthologies and organisations as writer, critic, editor, translator and transliterator. She writes and translates in English, Gujarati and Hindi. Numerous of her English translations of the literature of Gujarat have been published over the last 15 years. Among her latest publications in the field of translation are English translations of poems in Gujarati as well as languages of Gujarat such as Chaudhari Bhili, Rathwi, Vasavi, Dehwali published in Indian Literature, Yapan Chitra and Hindi translations of poems in Mishing language of Assam in Vahi. She is on the Editorial Board of Adilok, a Gujarati journal of Adivasi life-ways and on the Advisory Board of Shabdasar, a Gujarati journal of literature and art.

Prof. S. John Michael Raj is retired professor of Psychology from the Department of Psychology, Bharathiar University, and Coimbatore. He guides doctoral students in the field of Motivational Dynamics, Personality Orientation, Well-Being, Cyber Psychology, Counseling Psychology and the Psychology of Marriage. He has served as Sectional President, Anthropological and Behavioral Sciences of the Indian Science Congress Association. He has also offered his expertise in the area of Pre-Marital Discourse at the Diocese of Coimbatore.

Prof. Kaushalnath Upadhyay is Professor, Dept. of Hindi, Jayanarayan Vyas University, Jodhpur and Editor of "Srujan Bharti" a quarterly magazine. He has been awarded with Sahastrabdi Hindi Samman, Sahitya Srujan Shiromani Samman and others. His areas of publications include poetry, criticism and research articles in Hindi.

Dr. Chandrika Raval is Professor in Sociology, School of Social Sciences, and Gujarat University Ahmedabad. She has been awarded with many prizes while pursuing her education. She has been recipient of Chitta shantiben Diwanji Award for Social Work by Gujarat Stree Kelavani Mandal. She has an extensive teaching experience of about 33 years in the field of sociology. Also published number of research papers in reputed International and National journals and has presented research papers at International and National forums. She has Guided around 10 students for Ph. D., 45 students for M. Phil. and 75 M A students. She has been an active social worker and conducting activities for the women and orphan children by being actively collaborating with various N G O's.

INDEX

Sr. No.	Title of the Paper	Author	Page No.
	Child Development		
1.	Sibling Dyad-Specific Characteristics And Differential Parenting In Indian Family Context	Poonam Yadav	1 – 11
	Economics		
2.	Women, Technology And Environment	Vibhuti Patel	12 – 22
3.	A Review Of The Financial Schemes And Policies Concerning The MSME Sector	Kiranjit Kaur	23 – 34
4.	The Effect Of Sustainability Reporting Disclosure And Intellectual Capital On The Firm Value	Adi Saputra Karya & Sri Harta Mimba	35 – 44
5.	Awareness Among Farmers About The Agriculture Reform Bill 2020: A Study With Reference To The Saurashtra Region*	Rekha A. Kaklotar	45 – 56
	Education		
6.	Study Involvement Of Secondary School Students: A Research Study	Jyoti Pandey	57 – 63
7.	A Stylistic Study Of Dickens's Simile Expressions In Little Dorrit: With Special Focus On Dehumanised Characters	Saoko Funada	64 – 78
8.	Mary Shelley's Frankenstein - Inspiration And Continuity Of The Depiction Of The Conflict Between Science And Religion In Contemporary Women's Writing	Bhakti Vaishnav	79 – 83

Sr. No.	Title of the Paper	Author	Page No.
9.	Translating Selected Poems Of Chinu Modi: A Strategy Of Transcreation	Darshana Bhatt & Reeti Pandya	84 – 90
	Food & Nutrition		
10.	Nutrition Knowledge Attitude And Practice Of Hospital Nurses	Rita Patil & Komal Balai	91 – 100
	Psychology		
11.	Impact Of COVID-19 On Employees And Understanding The Ongoing Stress Related To WFH (Work From Home)	Flosia Moses Simon & Tejali Dattatray Mhatre	101 – 106
	Sociology		
12.	Gender Socialization of Youth in the Family	Chandrika Rawal	107 – 120
13.	A Study On Measuring The Cyber - Criminality Among Netizens In Chennai City	Shivalaxmi Arumugham	121 – 129
14.	Reinventing The Self: Women And Social Media	Rajni Nair	130 – 135
15.	Empowering Survivor's of Sexual Violence Through Expressive Arts Therapy	Sathyasree Goswami	136 – 143
16.	Revisiting Reservation In Politics - Voices Of Women Corporators	Vatsala Shoukla	144 – 152
	Research Horizons		153 – 154

** These papers are originally contributed in Gujarati Language*

SIBLING DYAD-SPECIFIC CHARACTERISTICS AND DIFFERENTIAL PARENTING IN INDIAN FAMILY CONTEXT

Poonam Yadav*

Abstract

Within-family differences in parenting experienced by siblings have been linked to detrimental adjustment outcomes for children. Unique to this study was the computation of a new variable, Parental Differential Treatment (PDT score) in five domains of parent-child relations-displays of affection, privileges, disciplines, household chores and temporal involvement. The present study was conducted on two-parent families with two children in the age range of 10-17 years. Within the total sample, equal number of the four sibling sex constellations viz. boy-boy (15), boy-girl (15), girl-girl (15) and girl-boy (15) were recruited to collect information on perceived parental differential treatment. Several tools were used to collect empirical data for the present study. Sibling Inventory of Differential Experiences developed by Daniels and Plomin (1985) was used to study PDT. Malhotra's Temperament Schedule (Malhotra & Malhotra, 1988) was used to study child temperamental qualities. Academic achievement was studied through percentages of marks secured in recent school examinations. Impact of sex composition of the sibling dyads on PDT highlighted interesting findings. Opposite-sex sibships received more differential treatment than same-sex sibships. Despite social norms of equal treatment, the present study provided evidence that mothers and fathers often treated their two offspring differently in showing warmth, affection and hostility, in the allocation of privileges, use of discipline, assignment of household responsibilities and temporal involvement. With respect to warmth, affection and temporal involvement, the largest group of both mothers and fathers were perceived as well as reported to be warmer, affectionate and spent more time (quantity and quality) with the younger child. Parents were more differential in granting privileges and household chores responsibilities to the siblings in opposite-sex sibling dyads than in same-sex dyads. Sibling pairs with a larger age difference faced more differential affection and discipline from mothers and fathers. Results are discussed in the context of potential implications and applications to child development and applied psychology and education fields.

Keywords: Parental Differential Treatment, Siblings-dyads, Two Parent- Families

Introduction

In recent research, the view of parent-child relationships is that of a more bidirectional, equal influence, rather than a unidirectional process, from the parent or the child (Sigelman & Rider, 2012). Researchers such as Bronfenbrenner and other bio-ecological models have described a dynamic process where children influence their environment and are also influenced by their environment (Padilla-Walker et al., 2012).

Plomin and Daniels (1987) were also among the first researchers to indicate that children in the same family often grow up to be very different and sharing the same environment does not lead to sibling similarity (Atzaba-Poria & Pike, 2008). That is, differences among siblings are due to nonshared environmental forces, and not those that are shared (Boyle et al., 2004). Non-shared environments can be best understood as environmental features that differ for children in a family and contribute to different outcomes. This idea began a movement toward researching specific aspects of children in terms of their environment that was linked to different sibling outcomes. The notion of parental differential treatment (PDT) emerged (Atzaba-Poria & Pike, 2008). PDT can be best defined as how parents treat their children in relation to one another (Feinberg & Hetherington, 2001). Based on twin and sibling studies, Plomin and Daniels (1987) indicate that parents react to the individual make up of their child, as well as the unique experiences of each child is predictive of the development and adjustment. In other words, the individual differences of the child affects their own development, but also draws out specific parenting practices. Therefore, siblings may be very different, have different experiences, and may be treated differently by their parents (Steinberg, 2011). In fact, Plomin and Daniels (1987) found that even though children may live in the same house with the same parents, their personalities and interests are often very different. That being said, the notion of parental differential treatment (PDT) emerged (Atzaba- Poria & Pike, 2008). PDT can be best defined as how parents treat their children in relation to one another (Feinberg & Hetherington, 2001).

Numerous factors including child factors (e.g., siblings' genders, ages, age difference, sibling dyad composition, and birth order), parent factors (e.g., marital dissatisfaction, parenting stress, and parents' educational levels), family factors (e.g., family size), and environmental factors (e.g., economic stressors and household chaos) may influence the impact of PDT. Parenting is a dynamic construct, and families do not operate within vacuums. Many decisions need to be made by investigators in these studies to determine the best ways to make advances in the field. Furthermore, because it is not always possible to account for each and every contributing factor, researchers have chosen to focus on or control for certain factors or a combination of them, and the results have revealed that sometimes these factors are related to the outcomes of interest, and sometimes they are not. Moreover, no true experiment has been conducted in this area to better understand this phenomenon.

PDT is a relatively common phenomenon that occurs between parents and children in families. It reflects inequitable treatment and can have detrimental effects on individuals and families. Researchers should then work to understand the inner workings of PDT and develop the knowledge necessary to improve the ways parents treat their children. Social workers as well as other family practitioners should be aware of the existence of PDT, the deleterious effects it can have on children, as well as ways in which they can help to reduce PDT within families.

Poor parenting is a risk factor to children's development (Forehand et al., 1997). Parent skills training has shown to give parents the tools they need to avoid unsuccessful family management behaviors (Farrington & Hawkins, 1991; Hawkins et al., 1992). Parent skills training has also demonstrated improvements in family interactions and reductions in maladaptive behaviors and delinquency (Dumas, 1989; Miller & Prinz, 1990). If the level of parental differential treatment can be also reduced or eliminated through participation in a parenting program, organizations could clearly incorporate strategies that focus on reducing parenting differentials into their practices. Policies could be developed to educate people about how parenting can be (and often is) experienced very differently among different children in the same household as well as how these differences in experience can result in detrimental outcomes for children. Education could focus on both the occurrence of the phenomena and potentially the ways children's behavior improves when it is addressed. The present study, therefore, was designed to examine differential parenting of siblings with the objectives mentioned below.

Objectives

1. To identify maternal and paternal differential treatment in different domains of parenting.
2. To assess the effect of sibling dyad-specific characteristics on parental differential treatment.

Methodology

Participants

Participants of this study included the two school-age siblings (30 boy-boy, 30 boy-girl, 30 girl-boy, and 30 girl-girl) of 120 families falling in the age group 10-17 years. Therefore, a total of 240 children was the sample for the present study.

Tools used

A five point rating scale adapted from the Sibling Inventory of Differential Experiences (SIDE) developed by Daniels and Plomin (1985) was used to study parental differential treatment in different sibling dyads. Parents rated five domains of differential treatment (e.g., affection, privileges, household chores, discipline and temporal involvement) using this rating scale (1= younger sibling a lot more; 2=younger sibling a little more; 3=treat both children equally; 4=older sibling a little more; 5= older sibling a lot more) for both mothers and fathers separately. In order to calculate PDT from the sibling reports, we calculated the absolute difference between the younger sibling scores and the older sibling scores. This was done first for parental affection, separately for mothers and fathers, such that a high score indicates more differential warmth. This calculation was then repeated for parental

privileges scores, parental assignment of household chores, discipline scores and parental temporal involvement scores, again separately for mothers and fathers. In all the domains, a high score indicates larger differences in the treatment parents showed to their children. These scores are referred to as parent-reported differential affection, privileges, household chores, discipline and temporal involvement respectively.

Procedure of data collection

Selected families were contacted and date and time of visits was fixed as per their convenience. Home visits were conducted to collect data on selected variables from siblings. Before the interviews began, parents were informed in a general way about the study's goals and interview procedures, and completed informed consent procedures. Each sibling was interviewed separately. Each family required four home visits on an average.

Profile of sibling dyads

Characteristics of children may influence the quantity and quality of parenting they receive. Because the child's influence on parenting is so widely recognized by developmental psychologists, its contribution towards PDT has not been explored so widely in India. Therefore, the present study had chosen four child variables and studied them in detail, namely, age, sex, academic achievement and temperamental qualities in relation to differential parental treatment.

Results

Profiles of children portrayed in Table 1, 2, 3 and 4 show that the 120 first born siblings averaged 14.83 years of age and their second born siblings averaged 12.90 years of age and the mean age difference was 1.93 years. Total 120 families were evenly divided in terms of the sex composition of siblings dyads i.e. boy-boy (older boy-younger boy, n=30); girl-girl (older girl-younger girl, n=30); boy-girl (older boy-younger girl, n= 30); girl-boy (older girl-younger boy, n=30). Regarding the academic performance, highly significant differences in the academic achievement of older and younger siblings were reported in the sample ($Z=4.03$). Further, on the basis of mean scores it was apparent that academic achievement of younger siblings ($M=79.03$) was higher than older sibling ($M=73.83$). Comparative distribution of younger and older siblings on different temperamental qualities depicted that younger siblings were more social, had positive moods as well as more active, and whereas, older siblings were relatively more attentive.

Table 1: Profile of chronological age of siblings

Families	Mean chronological age (in years)		Sibling age difference (in years) Mean \pm S.D.
	Older sibling Mean \pm S.D.	Younger sibling Mean \pm S.D.	
Total families(n=120)	14.83 \pm 1.34	12.90 \pm 1.51	1.93 \pm 0.77

Table 2: Profile of sex composition of siblings dyads

Families	Sibling dyads			
	Same-sex dyad		Opposite-sex dyad	
	boy-boy f (%)	girl-girl f (%)	boy-girl f (%)	girl-boy f (%)
Total families (n=120)	30(25.00)	30(25.00)	30(25.00)	30(25.00)

Table 3: Profile of academic achievement of siblings

Families	Academic achievement		'Z' value	Differential academic achievement Mean \pm S.D.
	Older sibling Mean \pm S.D.	Younger sibling Mean \pm S.D.		
Total families (n=120)	73.83 \pm 7.90	79.03 \pm 5.39	4.03*	-5.20 \pm 5.55

*Significant at $p < 0.05$ level

Table 4: Profile of temperamental qualities of older and younger siblings

Temperament qualities Families	Sociability			Emotionality			Energy			Attentivity		
	O l d e r	Y o u n g e r	'Z' v a l u e	O l d e r	Y o u n g e r	'Z' v a l u e	O l d e r	Y o u n g e r	'Z' v a l u e	O l d e r	Y o u n g e r	'Z' v a l u e
Mean (n=120)	10.23	11.04	7.12*	6.07	6.82	6.15*	6.33	7.30	7.52*	3.10	3.57	4.27*
S.D.	0.77	0.55		0.50	0.50		0.65	0.57		0.53	0.39	

*Significant at $p < 0.05$ level

PDT in different selected families

The first step in the analysis was to examine the groupings of differential maternal and paternal treatment and to divide mothers and fathers into three possible treatment groups i.e. more to younger, more to older and equal treatment. Table 5 summarizes the results from this analysis for families as per children's reports.

Table 5: Distribution of mothers and fathers for PDT in different domains

Domains of PDT	Mothers (n=120) f (%)	Fathers (n=120) f (%)
1. Privileges		
More to younger	28 (23.33)	27 (22.50)
Equal treatment	10 (8.33)	19 (15.83)
More to older	82 (68.33)	74 (61.67)
2. Household chores		
More to younger	27 (22.50)	24 (20.00)
Equal treatment	08 (6.67)	24 (20.00)
More to older	85 (70.83)	72 (60.00)
3. Affection		
More to younger	79(61.66)	77(64.16)
Equal treatment	13(16.67)	14(11.67)
More to older	13(21.67)	14(11.67)
4. Discipline		
More to younger	29 (24.17)	29 (24.17)
Equal treatment	10 (8.33)	14 (11.67)
More to older	81 (67.50)	77 (64.16)
5. Temporal involvement		
More to younger	71 (59.17)	78 (65.00)
Equal treatment	11 (9.17)	14 (11.67)
More to older	38 (31.66)	28 (23.33)

In conclusion, it was observed that favouritism of one child over the other was reflected in all the domains of parenting on the basis of children's reports of PDT across different SES groups. Further, on the basis of children's perception it was reflected that the majority of mothers and fathers directed more of a given behaviour towards the younger

sibling over the older sibling with regard to warmth, affection and temporal involvement. In the case of discipline and household chores, however, it is interesting that if parents did discipline and distribute chores to one child over the other, it was clearly the older sibling who received more disciplining and household responsibilities from both the mothers and fathers than the younger sibling. Although, mothers and fathers were more hostile towards older siblings yet they were more preferred by parents during allocation of privileges. These findings were equally true with regards to parents of both the SES families with slight variations.

Table 6: Correlation between child variables and PDT in different domains of parenting

Child Variables	Differential temporal involvement		Differential affection		Differential discipline		Differential privileges		Differential household chores	
	Mother	Father	Mother	Father	Mother	Father	Mother	Father	Mother	Father
1. SS Vs. OS pair	0.31*	0.37*	0.23*	0.30*	0.40*	0.40*	0.38*	0.37*	0.29*	0.27*
2. Sibling age difference	0.12	0.06	0.18*	0.15	0.18*	0.15	0.21*	0.17*	0.08	0.05
3. Temperamental Qualities										
-Differential sociability	0.40*	0.35*	0.27*	0.11	0.37*	0.35*	0.36*	0.34*	0.34*	0.33*
-Differential emotionality	0.30*	0.43*	0.44	0.35*	0.36*	0.32*	0.36*	0.35*	0.45*	0.43*
-Differential energy	0.08	0.29*	0.13	0.06	0.14	0.17*	0.19*	0.20*	0.08	0.06
-Differential attentivity	0.09	0.34*	0.24*	0.28*	0.10	0.08	0.08	0.09	0.35*	0.33*
4. Differential academic achievement	0.10	0.49*	0.13	0.12	0.13	0.12*	0.14	0.12	0.46*	0.46*

Correlations were computed to examine the relationship between independent and dependent variables. Regarding relationship between child variables and PDT, sex-composition of the sibling dyads was found to be positively significantly correlated with the PDT in domains of privileges, household chores, affection, discipline and temporal involvement. Sibling age difference was found to be non-significantly correlated with PDT in areas of

household chores and temporal involvement, whereas, positive and significant relationships were observed with differential privileges, affection and discipline domains. As regards to relationship between child's temperament and PDT, differential sociability temperament had positive and significant correlations with both maternal and paternal differential treatment in all the domains of parenting except with father differential affection, where, non-significant relationship was observed. Differential emotionality temperament trait was also significantly correlated with children and parental reported PDT in all the domains except with father reported differential affection, where, non-significant relationship existed between the two variables. Differential energy temperament traits were positively significantly correlated with children reported PDT in privileges, father-reported differential affection and temporal involvement (children reported). In the rest of PDT domains, differential energy was non-significantly correlated. Finally, when correlation was observed between differential academic achievement of siblings and PDT, it was found that later was significantly positively related with PDT in household chores with maternal differential affection and discipline and father differential temporal involvement.

Discussion

The inclusion of child characteristics emphasizes the bi-directional nature of parenting first highlighted by Bell in 1968. Bell contended that parents not only influence their children but children's behaviour also has an effect on parental behaviour. Behavioural genetics also points to the importance of children's genetically influenced characteristics "evoking" differential responses from parents (Scarr, 1992). For example, parental monitoring, as typically assessed, is more a measure of child self-disclosure than active parenting per se (Stattin & Kerr, 2000). Thus, different avenues of research converge on the fact that children are active participants in their own socialization.

Sibling age gap has been more consistently related to PDT. For example, it has been found that younger children enjoy more warmth and involvement with their parents (Brody et al., 1987). Most strikingly, Jenkins et al. (2003) reported that child age was the strongest child-specific predictor of parental differential positively and negatively. Several studies indicate that age differences between siblings are important in explaining differential parental treatment (McGuire & Dunn, 1994).

Sex composition of the sibling pair was most clearly related to PDT as there is evidence that both mothers and fathers are warmer and use less harsh discipline strategies with daughters than with sons (Leaper, 2002). Furthermore, cultural differences in gender preferences suggest that parental attitudes and behaviours towards sons and daughters may vary across cultures. Correlations results indicated that mothers and fathers had more confliction relationship with their children from opposite-sex dyads than with children from same-sex dyads.

Another child characteristic that has been shown to explain differential parental treatment is temperament. Most of the research examining the relationship between child characteristics and parental behaviours has focused on child temperament, or biologically based individual differences in reactivity and self-regulation. Child temperament, especially irritability or negative affectivity, is known to elicit negative and inhibit, positive parental behaviour, both from parents. The significant but still modest correlations between temperament and parent-child relationship quality indicate that parents vary on the degree to which their behaviour is affected by child temperament. (Jenkins et al., 2003). Further, siblings' negative emotionality levels were more strongly linked with PDT than with each child's absolute level of negative emotionality. Child negativity and "difficult" temperament were linked to less supportive and more negative parenting (Paulussen-Hoogbeem et al., 2007).

Results revealed that differential academic achievement was a significant predictor of PDT. In today's society it is emphasized that academic success is the best way for a child to honour his or her family. According to Rao et al., (2003), culturally determined views about the value of education influences parents' behaviour towards their children. It is therefore possible that when academic achievement is more emphasized, it will have such a large impact on parenting.

Replicating previous studies, the present research found significant evidence for links between sibling dyad- specific characteristics (sibling age gap, sex constellation, and temperamental difference) and PDT (Jenkins et al., 2003; Atzaba-Poria and Pike, 2008). As PDT may be normative and acceptable when based on child and/or sibling dyad characteristics, these correlates may reflect "justifiable" PDT. For example, children may view being warmer to a younger child due to their developmental-level justifiable PDT, thereby ameliorating its effects.

References

- Atzaba-Poria, N., & Pike, A. (2008). Correlates of parental differential treatment: Parental and contextual factors during middle childhood. *Child Development*, 79, 217-232.
- Boyle, M.H., Jenkins, J.M., Georgiades, K., Cairney, J., Duku, E., & Racine, Y. (2004). Differential-maternal parenting behavior: Estimating within- and between-family effects on children. *Child Development*, 75, 1457-1476.
- Brody, G.H., Stoneman, Z., & Burke, M. (1987). Child temperaments, maternal differential behaviour, and sibling relationship. *Developmental Psychology*, 23, 354-362.
- Daniels, D., & Plomin, R. (1985). Differential experiences of siblings in the same family. *Developmental Psychology*, 21(5), 747-760.
- Dumas, J. E. (1989). Treating antisocial behavior in children: Child and family approaches. *Clinical Psychology Review*, 9, 197-222.

- Farrington, D. P., & Hawkins, J. D. (1991). Predicting participation, early onset and later persistence in officially recorded offending. *Criminal Behavior and Mental Health*, 1, 1-33.
- Feinberg, M. E., & Hetherington, E. M. (2001). Differential parenting as a within-family variable. *Journal of Family Psychology*, 15(1), 22-37.
- Forehand, R., Miller, K. S., Dutra, R., & Chance, M. W. (1997). Role of parenting in adolescent deviant behavior: Replication across and within two ethnic groups. *Journal of Consulting and Clinical Psychology*, 65, 1036-1041.
- Hawkins, J. D., Catalano, R. F., & Miller, J.Y. (1992). Risk and protective factors for alcohol and Other drug problems in adolescence and early adulthood: Implications for substance abuse prevention. *Psychological Bulletin*, 112, 64-105.
- Jenkins, J.M., Rasbash, J., & O'Connor, T.G. (2003). The role of the shared family context in differential parenting. *Developmental Psychology*, 39, 99-113.
- Leaper, C. (2002). Parenting girls and boys. In M.H. Bornstein (Ed.), *Handbook of Parenting, I Children and Parenting*. Mahwah, Erlbaum.
- Malhotra, S., & Malhotra, A. (1988). *Malhotras Temperament Schedule (M T S)*. National Psychological Publishing Corporation.
- McGuire, S., & Dunn, J. (1994). Nonshared environment in middle childhood. In J.C. DeFries and R. Plomin (Eds.), *Nature and Nurture during Middle Childhood*. Blackwell Publishers.
- Miller, G. E., & Prinz, R.J. (1990). The enhancement of social learning family interventions for childhood conduct disorder. *Psychological Bulletin*, 108, 291-307.
- Padilla-Walker *et al.* (2012). Bidirectional relations between authoritative parenting and adolescents' prosocial behaviors. *Journal of Research on Adolescence*, 22(3), 400-408.
- Paulussen-Hoogeboom, M.C., Stam, G. J., J.A., Hermanns, J.M.A., & Peetsma, T.T.D. (2007). Child negative emotionality and parenting from infancy to preschool: A met-analytic review. *Developmental Psychology*, 43, 438-453.
- Plomin, R., & Daniels, D. (1987). Why are children in the same family so different from one another? *Behavioral and Brain Sciences*, 10, 1-16.
- Rao, N., Cheng, K.M., & Naraian, K. (2003). Primary schooling in China and India: Understanding how socio-contextual factors moderate the role of the state. *International Review of Education*, 49, 153-176.

- Scarr, S. (1992). Developmental theories for the 1990's: Development and individual difference. *Child Development*, 63, 1-19.
- Sigelman, C.K., & Rider, E.A. (2012). *Life-span Human Development* (7th ed.). Wadsworth.
- Stattin, H., & Kerr, M. (2000). Parental monitoring: A reinterpretation. *Child Development*, 71, 1072-1085
- Steinberg, L. (2011). *Adolescence* (9th ed.). McGraw-Hill.

****Dr. Poonam Yadav; District Extension Specialist, KVK Mahendergarh, Department of Human Development and Family Studies I.C. College of Community Sciences, C.C.S. Haryana Agricultural University, Hisar.
Email: yadavpoonam@hau.ac.in; Mobile: 9467701516***

WOMEN, TECHNOLOGY AND ENVIRONMENT

Vibhuti Patel*

Abstract

Technological Development and modernization have by and large resulted in retrenchment of women as women are not offered skill training to cope with new technologies. It is only in the 21st century that women in the sector of information technology are employed as computer operators, call center employees and tele-workers. Globalisation has brought fast changes in technologies and the environment. Women have made crucial contributions in the field of electronics, information technology, textile, food processing and agroindustry, sericulture, horticulture, poultry and contributed to the development of these sectors. Now, in the context of Industry 4.0 marked by digital platform-based employment, introduction of artificial intelligence, robotics, machine learning, automation and mechanization in all sectors of the economy, women are facing major job losses. Hence orientation of girls towards technology at an early age, inclusion of women in skill training programmes and comprehensive support in terms of protective labour legislation, social security and support services for women to participate in various all sectors of the economy and to self-employed women to harvest benefits of technological advancement must be ensured by the state and society. Provision of information and training for simple harvesting of economic services made by the Industrial Training Institutions (ITIs).

Keywords: Environment, Globalisation, Technology, Women.

Introduction

Technological Development and modernization have by and large resulted in retrenchment of women as women are not offered skill training to cope with new technologies. Only in information technology, women are getting entry as computer operators, call centre employees and tele-workers. Globalisation has brought fast changes in technologies and the environment. The important role played by women in electronics, information technology and food processing and agro industry and textiles has been crucial to the development of these sectors. They would be given comprehensive support in terms of labour legislation, social security and other support services to participate in various industrial sectors.

The Impact of Globalisation on Women Workers in India

Women of the third world are seen as the most flexible of the world's labour force. The lower supply price of these women provides a material basis for the induction of poor working-class women into export industries such as electronics, garments, sports goods, toys and agro-industries (Patel, 2003). Research conducted under an Indo-Dutch Programme in the eighties revealed that in many of the poorer countries, "Women are rigorously socialised to work uncomplainingly, under patriarchal control, at any allotted task however dull,

laborious, physically harmful or badly paid it may be. There are large numbers of poor and desperately needy women in many countries looking for work within the narrow confines of a socially imposed, inequitable demand of labour and strict taboos on mobility. These women have become ideal workers for this kind of international division of labour." In the newly expanding export-oriented industries, the production of leather goods, toys, food-products, garments, diamond and jewellery, piece-rate female labour is employed, working from sweatshops or from home. In a similar way, the women of ethnic minorities- South Asians, Afro-Caribbeans, Puerto Ricans and Mexicans living in the industrialised countries have been used as cheap labour by world capitalism since the early 1980s. They face triple oppression as they are subjected to race and colour prejudices as well as class exploitation. In India, Dalit women have shouldered the heaviest burden of imperialist globalisation in terms of deprivation of daily necessities and increased labour intensity without rise in real income.

The relationship between the formal sector and the decentralised sector is a dependent relationship where the formal sector has control over capital and markets and the 'informal' sector works as an ancillary. In India, 96% of women work in the decentralised sector, which has a high degree of labour redundancy and obsolescence. These women have less control over their work and no chance for upward mobility because of temporary, routine and monotonous work. In the agrarian sector, the cash crops - fruits, mushrooms, flowers and vegetables, are replacing the traditional subsistence crops where women had an important role to play. This process has also intensified immiseration of women workers in rural areas and has created tremendous food-shortages.

Industrial Technologies and Women

Women have been weeded out of the traditional manufacturing sector that constitute textile, jute, small scale industries due to the introduction of semi-automated and automated machines. Industrial Training Institutes of the Government give women training only in tailoring and screen printing. The Southern states have started recruiting women to handle new industrial technologies because of shortage male labour as a result of male migration to the gulf countries. All industrial technologies are designed keeping into consideration the average height and body of men. The Shramshakti report had demanded that women workers must be given technical training to handle new machineries so that they can get gainful employment in all industrial categories. Reservation of seats for girls and women in engineering colleges is a welcome move in this direction.

Urban Unemployment

At present, India has 34 million registered unemployed and every year it increases by 12% to 13%. The number of women professional workers, such as executives, decision-makers in government departments, lawyers, doctors and engineers has increased and will continue to increase, but their strength in the overall economy is miniscule.

Industrial disasters such as the Bhopal gas tragedy, pollution of air, water bodies and land generated by hazardous industries such as plastic, synthetic fiber, chemicals, and fertilizers have invited attention to environmental safety and occupational issues. Uses of nuclear technology, impact of radiation on women's reproductive abilities, carcinogenic and mutagenic impact of mercury poisoning are the major controversial issues of contemporary reality.

Agricultural Technologies-Mechanisation, High Yielding Varieties-Green Revolution

Due to introduction of agricultural technologies-Mechanisation, High Yielding Varieties-Green Revolution women have been eased out of agricultural tasks in Punjab and Haryana.

Employment Profile in Agriculture

The employment elasticity of output in agriculture has reduced to 0.64%. Reduction of subsidy and credit in agriculture has affected small and marginal farmers negatively. Unemployment and underemployment in the rural areas have gained serious proportions because, in the NEP, schemes for rural development and rural industrialisation have not been given any importance. As per Economic Survey 2000-2001 budgetary allocation under several employment schemes has to absorb the backlog of the unemployed and the new additions to the labour force.

There has already been a major shift in the cropping pattern from subsistence production like rice, millet, corn, wheat to cash-crop production such as fruit, mushrooms, flowers and vegetables. This process has affected women's employment in the agrarian sector. Several studies have shown that a shift from subsistence to cash crop production invariably leads to women being the first to lose their jobs. As a result of shrinking self-employment prospects for women, the large majority of them join the rural and urban reserve army of labour. In rural India, 31 % of the total female population is employed as per 2001 census.

Opening up of the market since 1-4-2000 for 729 new commodities (240 are agrarian products including rice, meat, milk powder, fruits) that can be imported unrestrictedly have resulted in enormous tragedies resulting in suicides and starvation deaths among farmers and weavers. Prices of rubber, cotton, coconut, coffee, cardamom, pepper, tomatoes, sugarcane and potatoes have crashed. Urban poor women in Kerala and Karnataka are fighting desperate struggles against imports of these items to express their solidarity with their rural and tribal sisters.

Horticulture and Floriculture

Expansion of internal and external markets for horticultural and floricultural products have encouraged many farmers to use their land for fruit and flower cultivation. Introduction biotechnology, food, fruit and flower preservation and processing technologies has given a boost to women entrepreneurs getting into this field.

In view of the critical role of women in the agriculture and allied sectors, as producers, concentrated efforts will be made to ensure that benefits of training, extension and various programmes will reach them in proportion to their numbers. The programmes for training women in soil conservation, social forestry, dairy development and other occupations allied to agriculture like horticulture, livestock including small animal husbandry, poultry, fisheries etc. will be expanded to benefit women workers in the agriculture sector.

Animal Husbandry and Dairy Development

Self help groups of women are encouraging rural women to consider animal husbandry and dairy development as commercially viable propositions. In the beginning of this sector, women were made to do only drudgery prone tasks such as collection of water and fodder, bathing and milking animals. Men controlled the sale of milk and dairy products. Men squandered money and did not contribute to the family's needs. Now, due to pressure from the women's movement, women have managed to get decision-making power and control over finances generated from these activities. Banking and credit facilities are also targeting women beneficiaries through SGSY (Samagra Gram Svarojgar Yojana of GoI). Success of Amul dairy cooperative has enthused all state governments to introduce modern methods of animal husbandry to achieve white revolution-milk revolution.

Poultry Development

Government departments as well as the voluntary organisations are encouraging women to start poultry, which is a highly labour intensive job. Women have to look after the feeding of chicks, observe hatching, carefully collect eggs, and clean the area littered with chic droppings. If Chicks fall ill, it can result in loss of business. In this area also, women need scientific training. As women don't own shops, large storage space or automobiles transporting eggs and chicken, they have to depend on men for sales. Thus, in spite of putting in back-breaking labour, women don't get cash in their hands.

Women in Sericulture

For the last 20 years, rural women in most of the Indian states are getting roped in sericulture-cultivation of mulberry, handling silk-worm eggs, monitoring day and night different stages of growth of silk-worms, silk-processing, weaving. Women in sericulture need training in scientific methods of silk and acquaintance with modern technologies. Women have to cultivate silkworms in their own living space. They should be given separate space/workshops for sericulture. Women's cooperative ventures in sericulture must be provided government support so that they do not have to depend on agents. Market for silk products has expanded as a variety of pure and synthetic-mix silk is in circulation. The fashion industry has also given a boost to silk production. But women workers in sericulture have hardly benefited from the same.

Women in the Fisheries

Women in fisheries have had major setbacks during the last three decades. Concentration and centralization of economic resources in the hands of men in fisheries have rendered women fish vendor's paupers in these sectors. Giant multinationals control rights for fish harvesting. They have trawlers, modern technologies for catching fish, fish preservation and processing and transporting fish to local as well as global markets. Young unmarried girls are recruited to join the army of migrant labour force that is employed in the free trade zones for prawn and fish processing. They are made to work for 12 hours for paltry wages. Women participation in the fisher-folk's union has declined and their spokespersons have been silenced. Lack of technological know-how, limited credit facilities and absence of social security have gone against women fisher folks.

Women's Activities and Ecological and Environmental Concerns - The Two Way Relationships

Environment and Forest Development has been the crucial concern for sustainable development. Women are employed in wasteland development, social forestry and desert development programmes on a large scale. In these areas the budget has been cut by 23.5%. Smokeless 'chulhas' have been enthusiastically promoted among rural and urban poor women because they are less harmful to women's health. The Government's budget for funding this project has been reduced by 18.5%.

The most ironic impact of the SAP is on the environment and forest development. In the last few years, the environment has become one of the most debated political issues. At the Rio Summit, government organisations (GOs) and non-government organisations (NGOs) from India made their presence felt by making passionate presentations. In reality, however, there has been an overall budgetary cut of 18% for the environment and forest development.

In the context of a wood-fuel crisis, alternate energy resources like biogas and solar energy equipment gain major importance. The Government, however, has reduced the budget for these alternate energy sources by 26.3% and 25.4% respectively. Further funds allocated for research on alternative energy resources have been reduced by 26.3%. On the one hand, a resource "crunch" is created where environmentally regenerative programmes are concerned, while on the other hand, millions of rupees are made available for controversial mega projects like the Sardar Sarovar, Dabhol Power Plant and Narmada Dam. The Morse Committee, noted environmentalists, most of the NGOs outside Gujarat, within India and internationally, have criticized the projects that are supported by the World Bank. This is because they will harm 240,000 people and create major environmental problems.

Displacement in the Name of Development

The most disturbing aspect is that the very space to live and work is withdrawn from the urban poor in favour of parking spaces and flyovers. Throughout the 20th century,

the urban poor women have been employed in food, beverage, tobacco, textiles, and wood / bamboo / cane and ceramics industries. Here too, they have been targets for retrenchment and forced to join the unorganised sector. Women are squeezed out of the marketing, vending spaces because global traders have made local labour and skills obsolete.

Gender audits of mega developmental schemes and programmes have been extremely useful to seal the leakages that dis-empower women and bring to the fore women's component in terms of employment, educational opportunities, skill development, entitlement and assets ownership.

Capital driven G has perpetrated tremendous human miseries by resorting to forced eviction of poor people from their dwelling place and workplace. While commenting on the forced eviction to accommodate mega projects, the UN Committee on Economic, Social, and Cultural Rights stated:

"Women and other vulnerable individuals and groups suffer disproportionately from the practice of forced eviction. Women in all groups are especially vulnerable given the extent of statutory and other forms of discrimination which often apply in relation to property rights (including home ownership) or rights of access to property or accommodation, and their particular vulnerability to acts of violence and sexual abuse when they are rendered homeless" (UN Committee on Economic, Social, and Cultural Rights, Sixteenth Session, 1997).

Displaced Population due to Natural as well as man-made disasters

Women, the greatest victims of natural disasters such as floods, earthquakes and social disasters such as caste, communal, ethnic conflicts and war and economic disasters in the name of development (building 350 flyovers in Mumbai, mega plants, shopping plazas displacing people) need rehabilitation in terms of proper housing, civic amenities, safe transport and work.

GATT's pressure to amend the Indian Patent Act that is based on process patenting will make essential drugs very expensive. Poor women will find it impossible to avail themselves of medical facilities. Finally, ten case-studies based on the experiences of Botswana, Brazil, Chile, Ghana, Jamaica, Peru, Philippines, Korea, Sri Lanka and Zimbabwe suggest that unless the governments ensured compensatory policies in terms of public works, nutritional support, public education alongside the SAP, women suffered the most.

ICE policy i.e. Information, communication and entertainment in favour of economic reforms has nothing to offer the common women except deprivation, degradation and dehumanisation. Free-play of market forces unleashed by the economic reforms have made the majority of Indian women more vulnerable in the factor, labour and product markets. The Government of India appointed 2nd National Labour Commission (NLC) in 2000 to focus on five aspects- review of law, social security, umbrella legislations for the unorganised

sector, impact of globalisation on Women workers and child labour and healthcare. Its recommendations serve the interest of economic reforms that benefit world capital, MNCs and TNCs.

Energy and Environment policy

In the 1980s, governments and development agencies became much more aware of the need to consider gender issues in their environmental and natural resource management programmes. This led to changes in project design and implementation. Eco-feminists have played a crucial role in the evolution of a new gender-sensitive approach among the policy makers (Shiva, 1988). But in actual practice, the economic vested interests have reigned supreme.

Gender Audits of Water policy

Gender economists have critiqued the watershed management and rainwater harvesting programmes that focus solely on water-utilisation for agriculture and industry. As a mass of rural and urban poor women have to spend many hours and devote themselves to drinking water and water for household consumption.

Policy makers first came to appreciate that women 'play an essential role in the management of natural resources, including soil, water, forests and energy...and often have a profound traditional and contemporary knowledge of the natural world around them' (Nandekar, 1995). The exclusion of women from environmental projects - through outright neglect or belief in the gender neutrality of projects - would thus be a recipe for project failure.

Subsequently, donor agencies came to see women as especially vulnerable: 'their responsibilities as day-to-day environmental managers ...make women both victims of and contributors to the natural environment's degradation and pollution.'

On the other hand, gradually, awareness grew of many grassroots success stories of women fighting to conserve local resources - such as greening of deserts in Rajasthan, Appiko in Karnataka, Chipko in Tehri Garhwal and Junagarh in Gujarat, Narmada BachaoAndolan in Madhya Pradesh, Maharashtra and Gujarat.

New Reproductive Technologies (NRTs) and Women

NRTs perform 4 types of functions. In Vitro Fertilisation (IVF) and subsequent embryo transfer, GIFT (Gamete Intra Fallopian Transfer), ZIFT and cloning assist reproduction. Contraceptive Technologies prevent conception and birth. Amniocentesis, chorionic villai Biopsy, niddling, ultrasound and imaging are used for prenatal diagnosis (Agnihotri, 2000). Foetal cells are collected by the technique of amniocentesis and CVB. Gene technologies play a crucial role through genetic manipulation of animal and plant kingdoms. Genomics

is "the science of improving the human population through controlled breeding encompasses the elimination of disease, disorder, or undesirable traits, on the one hand, and genetic enhancement on the other. It is pursued by nations through state policies and programmes" (Heng Leng, 2002).

It is important to examine scientific, social, juridical, ethical, economic and health consequences of the NRTs. NRTs have made women's bodies sites for scientific experimentations.

New Reproductive Technologies in the neo-colonial context of the third world economies and the unequal division of labour between the first and the third world economies have created a bizarre scenario and cut throat competition among body chasers, clone chasers, intellect chasers and supporters of femicide. There are mainly three aspects to NRT -assisted reproduction, genetic or prenatal diagnosis and prevention of conception and birth. It is important to understand the interaction among NRT developers, providers, users, non-users, potential users, policy makers, and representatives of international organisations.

Assisted Reproduction

The focus of assisted reproduction experts is on the healthy women who are forced to menstruate at any age backed by hazardous hormones and steroids. The processual dimensions involve- Use of counsellors, technodocs and researchers to know the details of personal life of women to delegitimize the victim's experience. Utter disregard for woman's pain, carcinogenic and mutagenic implications, vaginal warts, extreme back pain, arthritis, sclerosis, heavy bleeding, growth of hair on face, nose, chin, cheeks, joint pain associated with uterine contractions for production of egg-cells are dismissed as Mood-Swings. Network between stake groups has only one goal- impregnating women for embryo production which in the technodocs' language is assisted reproduction. Embryos and fetuses are used for cure of Parkinson's disease among influential and wealthy aging patriarchs. Side- effects on women's health are totally ignored. Growth of moustache, deformation of teeth and dietary requirements are totally ignored.

Selective Elimination of Female Foetuses and Selection of Male at a Preconception Stage

Rapid advances in the field of new reproductive technologies has "created a situation where there has been a breakdown of the moral consensus" (Malik, 2003) with respect to medical ethics and gender justice. Techno-docs refuse to see larger contexts, future implications and gender implications.

Sharp remark of the Member Secretary of Maharashtra State Commission for Women represents the concerns of women's rights organisations in these words, "The attempt at legitimising the vetoing of female life even before it appears, is worse than the earlier abortion related violence in the womb, precisely because it is so sanitised and relies on seemingly sane arguments against the policing of 'human rights' in a democracy in the

intensely personal matter of procreation. This needs to be resisted at all costs" (Thekkekara, 2001).

Population Control Policies

There is a serious need to examine Population policies and Global funding from the perspective of statisation of Medical Market and marketisation of the nation states in the context of the newly emerging culture of daily changes of sponsors. Financial economists have reigned supreme to generate moment-to-moment existence among the population so that they can get an unending supply of cannon fodder for the NRT experimentation. Budgetary provision on health has a hidden agenda of NRT. The victims are not given scientific details and by labelling them as parasites and beneficiaries, their consent is not sought. It has burdened women with backbreaking miseries. The nation states have been coached to implement the use of NRT in Secrecy -in line with the programmes executed by G8 in Thailand, Indonesia, Philippines and Bangladesh. To achieve population stabilisation, 2.1% growth rate of population and NRR -net reproduction rate of 1(i.e. mother should be replaced by 1 daughter only) are envisaged. These have inherent sexist bias because it desires the birth of 1 daughter and 1.1 sons. Those who support sex-determination (SD) and sex-preselection (SP) view these tests as helpful to achieve NRR1. This will further widen the gap between number of girls and number of boys in the country. As it is 100 million women have been missing due to femicide (female infanticide, ill treatment and discrimination leading to higher mortality rate among women/girls in the first three quarters of 19th century and in the last quarter of 19th century due to misuse of SD and SP) over a period of 1901 to 2001.

Gendered Power-relations and NRT

Search for the "perfect" baby through genetic screening, ante natal sex determination tests, pre-implantation diagnosis, commercialisation of sperm and /or egg donation, commercialisation of motherhood and hormonal contraceptives raise many socio-legal and ethical questions.

Division of labour among women to control women's sexuality, fertility and labour by utilising homophobia and pitting women of different race, religions, age and looks to suit the interest of NRT will serve the interest of patriarchy, medical mafia, pharmaceutical industries, scientists, and technodocs at the cost of vulnerable human beings as raw material. If the NGOs don't want to get criminalised, they must dissociate from NRTs and divert the funding for public health, library, education, skill building, employment generation as a long-term investment and channelise their energies towards formation of self-help groups.

It is important to understand that reproduction has an individual and a social dimension. While examining birth control practices, an individual is a unit of analysis. While examining the population control policies we have to analyse pros & cons of NRTs, national governments, population control organisations, multinational pharmaceutical industries, public

and private funded bodies, medical researchers and health workers who shape women's "choices"- women's autonomy or control at micro and macro levels. Thus choices are not made in vacuum. NRT as a choice for some women (educated career women) can become coercion for others (powerless and less articulate women). Hence it is important to be vigilant about power relations determined by race, age, class and gender while examining implications of NRT on different stake groups.

Informed consent and medical malpractice

Power relations in the medical market favour the technodocs and the clients are not given full details of the line of treatment and its consequences. Respect for diversity, adoption of child/children is a far simpler and more humane solution than subjecting women to undergo infertility treatment. Obsession about the creation of designer baby boys has made the development agenda subsidiary.

Role of New Technology for Helping Women

New technologies in terms of kitchen and household appliances have reduced middle and upper class women's drudgery, drastically reduced time for cooking, cleaning and caring. Introduction of computers, office automation has reduced manual administrative chores. The Internet has eased communication. Many internet savvy women get assignments without running from pillar to post. Mobile revolution has made women more secure as they can coordinate their work and home lives more efficiently and also with a sense of security. New range of easily manageable automobiles- two wheelers and four wheelers have encouraged women with purchasing power to own vehicles so that they can remain mobile even during late night and early morning. Women entrepreneurs are reaping the best harvests from new technologies of video-conferencing, tele-conferencing, e-commerce, ATM and credit cards. Self Help Groups of Women and Rural Women Banks are using smart cards for financial transactions.

Provision of Information and Training for Simple Harvesting of Economic Services

There is a need to start information kiosks for women in rural and urban centers. Industrial training centers must provide opportunities to women to deal with all traditional and modern technologies. The Department of Science and Technology must target school and college girls for advanced scientific training in core and applied sectors. Women entrepreneurs must be given orientation to new technologies by the government as well as entrepreneurship development associations. Information, Education and Communication (IEC) policy in the area of modern technologies and scientific development must have strong gender components in its design and implementation. Global, national, regional and local level information about job opportunities, career advancement and training opportunities must be announced in print and electronic media. Training women in modern technology should be looked at as an investment rather than as expenditure.

References

- Agnihotri Gupta, J. (2000). *New Reproductive Technologies- Women's Health and Autonomy, Freedom or Dependency? Indo Dutch Studies in Development Alternatives-25*. Sage Publications.
- Banerjee, N. (1992). *Indian Women in a Changing Industrial Scenario*. Sage Publications.
- Heng Leng, C. (2002). Genomics and Health: Ethical, Legal and Social Implications for Developing Countries, *Issues in Medical Ethics*, Bombay, X(1), Jan- March, 146-149.
- Nandedkar, T. D., & Rajadhyaksha, M.S. (1995). *Brave New Generation*, Vistas in Biotechnology, CSIR, Department of Biotechnology, Government of India, Delhi.
- Patel, V. (2004, January). *Impact of Economic Globalisation on Women*, World Social Forum Seminar on *Women for Just, Sustainable and Caring Trade* on 20-1-2004.
- Patel, V. (2000). Sex Selection, in *Routledge International Encyclopaedia of Women-Global Women's Issues and Knowledge*, 4, 1818-1819.
- Rupsa, M. (2003). Negative Choice' Sex Determination and Sex Selective Abortion in India, *Urdhva Mula*, Sophia Centre for Women's Studies Development, Mumbai, 2(1).
- Shiva,V. (1988). *Staying Alive - Women, Ecology and Development*. Zed Books.
- Thekkekkara, T. F. (2001, December). On the Road to Extinction, *The Indian Express*.
- World Bank. (1991). *World Development Report 1991: The Challenge of Development*. Oxford University Press.

Dr Vibhuti Patel, Professor, Advanced Centre for Women's Studies, School of Development Studies, Tata Institute of Social Sciences, Deonar, Mumbai-400088
Email: vibhuti.patel@tiss.edu, vibhuti.np@gmail.com; Mobile-+919321040048
Phone: +912225525368

A REVIEW OF THE FINANCIAL SCHEMES AND POLICIES CONCERNING THE MSME SECTOR

*Kiranjit Kaur**

Abstract

For any developing nation, Micro, Small and Medium Enterprises popularly known as MSMEs play a vital role in their socio-economic development and so in India. The challenges of this sector are as varied as its contribution to economic growth. Financial constraints are the most prominent among them. To manage the financial hassles of the MSMEs, the government has adopted several policy measures such as the Credit Guarantee Schemes and several others. A report submitted by the RBI Expert Committee about the MSMEs (2019) highlighted that many institutions are prevailing in the country to facilitate the growth of MSMEs. These institutions may include the Ministry of Micro Small and Medium Enterprises, which formulates policies for this sector and the MSME Development Organisation (MSME-DO), assisting other subordinate institutions. Also, the Reserve Bank of India and Small-Scale Industrial Development Bank of India direct the credit flow to this sector. Despite interventions by these bodies, the availability and accessibility to finance have been a matter of grave concern for the MSMEs, which causes slower growth in this sector than its capacity. Using empirical data sources, this paper has descriptively tried to review and analyse the effectiveness of financial policies and schemes concerning the MSMEs.

Keywords: Credit, Financial Policies, Indian Economy, MSMEs

Introduction

MSMEs or Micro, Small and Medium Enterprises can be vital components of the Indian economy. If agriculture is the backbone of the Indian economy then the MSMEs are the nerves and veins of it. They channelise the circular flow of income in the economy. As per the Ministry of MSMEs Report (2018-2019), this sector has developed widely over the last six decades. It promotes significant economic growth and social development by endorsing entrepreneurship and creating varied employment opportunities. It involves lower capital costs like the agriculture sector for income generation. MSMEs complement large industries as ancillary units and significantly contribute to inclusive development. The MSMEs broaden their horizons across the economy, producing a diverse range of products and services to meet the rising demand.

This sector got recognition with the implementation of the Micro, Small and Medium Enterprises Act 2006, popularly known as the MSMED Act 2006. The MSMED Act (2006) provided a legal framework for the identification of enterprises in this sector. It included entities both in manufacturing and service sectors and has categorised the enterprises into

three tiers viz., Micro, Small and Medium. This bifurcation was done on the basis of the size of investment in a plant and machinery/equipment, following the provisions of Section 7 of MSMED Act, 2006. The same is indicated below in Table 1.

Table 1. Identifying the MSMEs

Classification	Manufacturing Enterprise (Investment in Plant and Machinery)	Service Enterprise (Investment in Equipment)
Micro	Up to ₹ 25 lakh	Up to ₹ 10 lakh
Small	Above ₹ 25 lakh to ₹ 5 crores	Above ₹ 10 lakh to ₹ 2 crores
Medium	Above ₹ 5 crores to ₹10 crores	Above ₹ 2 crores to ₹ 5 crores

The MSME ministry notified the new criteria for defining the MSMEs on 1 June 2020. It has been implemented from 1 July 2020 onwards. The new criteria divide the MSMEs as mentioned in Table 2.

Table 2. New criteria of the division of MSMEs

Classification	Manufacturing and Services Enterprises	
	Size of Investment (Plant and Machinery or Equipment)	Annual Turnover
Micro	Not more than ₹ 1 crore	Not more than ₹ 5 crores
Small	Not more than ₹ 10 crore and	not more than ₹ 50 crores
Medium	Not more than ₹ 50 crore and	not more than ₹ 250 crores

Review of Literature

Abhijeet (2014) explained an extensive institutional financial gap in the overall financing for the MSMEs. This gap is due to a variation in the demand and supply for institutional financing triggered by excluded debt and equity demand. Further, Shekhar (2020) elucidated that the supply-side problem arises when the enterprises have profitable investment projects but cannot get sufficient external funds to finance them. The demand-side issues arise when the enterprises are not creditworthy.

Shekhar (2020) stated that the demand for institutional credit is replacing non-institutional credit. This is due to the network expansion (increased branches) by the institutional credit sources such as banks and an exorbitant rate of interest charged by the non-institutional sources. Such a shift in preference is not very effective because the size of debt demand is greater than the size of the banking network. He also described Non-

Performing Assets as a matter of concern for the banks to lend to the MSMEs. Due to insufficient assets and low capital, the MSMEs are high-risk borrowers, making banks hesitant to lend to the MSMEs. For instance, in the provisional data of RBI (September 2016), the number of sick units under the MSME category is 480280 with an outstanding credit of Rs. 326.74 billion. The low-risk appetite is not the only factor restricting the timely and adequate lending to the MSMEs. High transaction cost, low margin and lack of product innovation also supplement it.

Ramesh and Tandon (2020) have identified high interest rates, high processing charges, heavy documentation, delay in processing, demand for collateral, product segment and lack of information about the enterprises as the factors restricting credit provision to this sector.

The issue of delayed payment is the most troubling among all financial glitches faced by the MSMEs. As Sandeep (2021) reported, from March 2020 to March 2021, the number of applications concerning delayed payment filed by the micro and small sellers in MSMEs has increased to 88%. In March 2020, 37465 applications were filed for Rs. 9901.31 crores. These applications extensively rose to 70,451 applications involving an amount of Rs. 19557.91 crores. The entities which owe payments worth 5 lakh crore to the MSMEs include corporates, public sector enterprises and governments (centre and state). The MSME facilitation council has been working on settling disputes of delayed payments of the MSMEs, but it could not help them much as no improvement in the buyer's behaviour is witnessed.

The above literature indicates that the MSMEs face several challenges in raising finance and receiving payments for their deliverables rendered. In such circumstances, it is challenging for the enterprises to widen the scale of business and, at times, survive in the market without funds. Therefore, this paper analyses the impact of different financial schemes/policies on the performance of the MSMEs as a corrective measure to these hurdles.

Objectives

1. To analyse the role of MSMEs in the economic growth of the country
2. To identify the sources of finance of the MSMEs
3. To review the effectiveness of different financial schemes and policies concerning MSMEs

Methodology

The study is based on a descriptive analysis of the data collected through secondary sources such as related studies published in journals, magazines, newspapers and other empirical sources.

Discussion

Role of MSMEs in the Indian Economy

According to the Reserve Bank of India Expert Committee on Micro, Small and Medium Enterprises Report (2019), in the last 10 years, the MSME sector has shown immense growth in parameters like the number of units, production, employment, and exports. Some instances of the contribution of this sector to the economy are as follows:

Contribution to the Employment

As per Annual Report (2020-21), the MSME sector has created around 11.10 crore jobs. The activity-wise distribution of MSMEs includes 360.41 lakh jobs in Manufacturing, 387.18 lakh in Trade, 362.22 lakh in Other Services and 0.07 lakh Non-captive Electricity Generation. This distribution applies to the urban and rural areas across the country. A graphical representation of the contribution of employment to the Indian economy is presented in Figure 1.

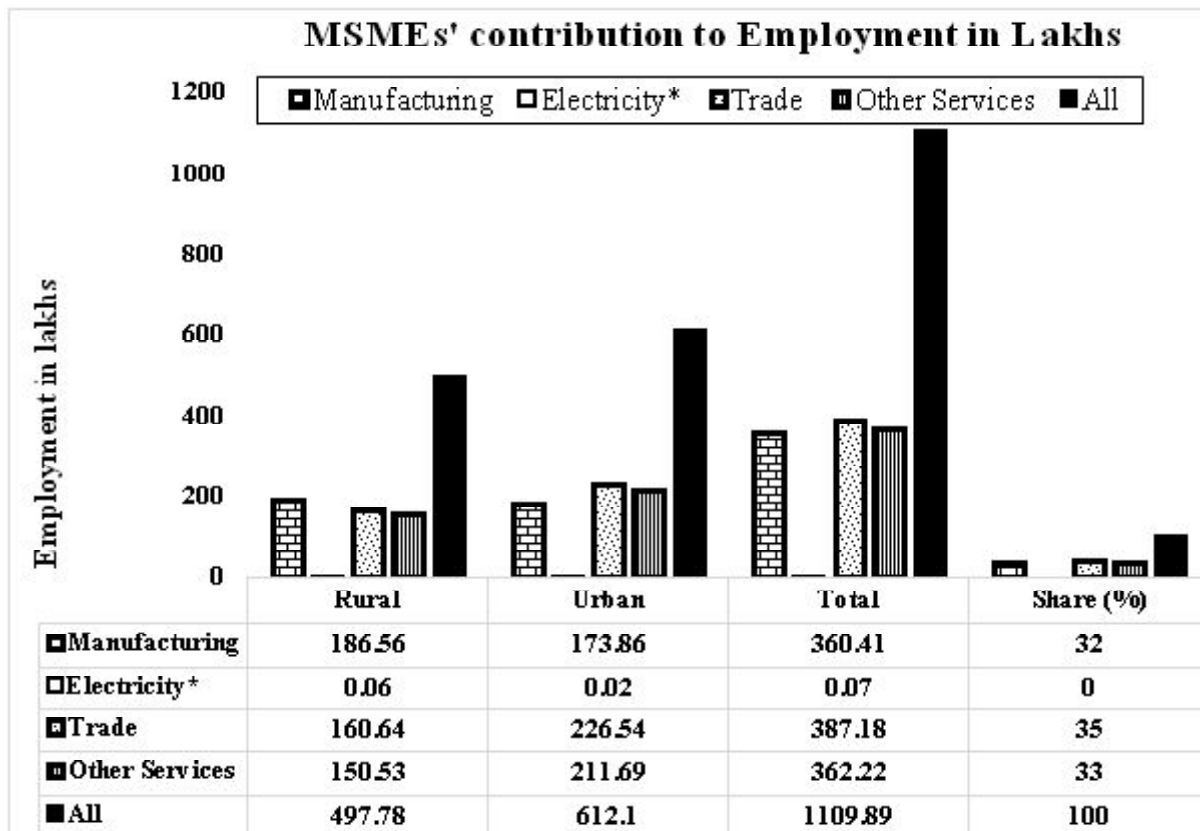


Figure 1. MSMEs' Contribution to the Employment in Lakhs in India
Source of data: Ministry of MSME Annual Report 2020

Contribution to GDP

As per the Ministry of MSME (2020) annual report, the average contribution of this sector to All India GDP is 29.62%, making it an essential segment of the economy. Even though the percentage contribution is more or less the same then too, an increasing trend of MSME contribution to GDP in actual terms can be observed from Figure 2.

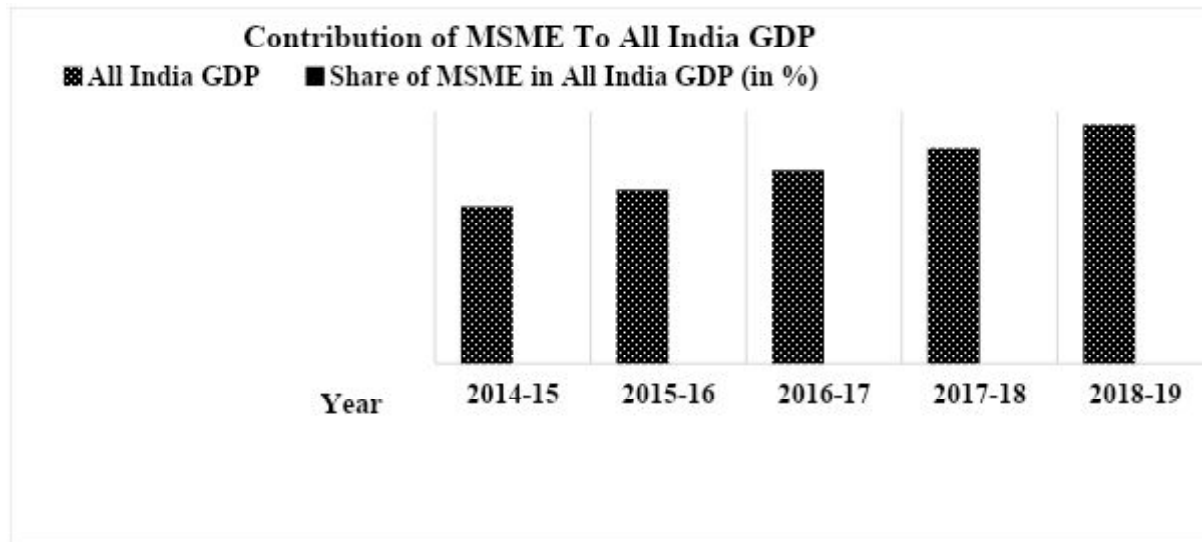


Figure 2. Contribution of MSMEs to the GDP of India
Source of data: Ministry of MSME Annual Report 2020

Contribution to Production

According to the latest report by the Confederation of Indian Industries (2019), the production activity of the MSMEs covers 21 sectors and more than 7500 commodities. The report specified that these enterprises support almost every commodity and their ancillary activities in the country. For instance, the precious and non-precious jewels contribute significantly to India's GDP with a share of 6-7%. This segment is highly scattered and unorganised like other segments of the MSMEs in India. Another instance is of the gold and diamond artisans spread across the country with confined and varied skill sets at distinct locations who dominate nearly 96% of the market.

Contribution to Exports

The MSME sector also contributes nearly 48% to India's exports. The Confederation of Indian Industries Report (2019) says that 98.5 % of the Indian industries fall under the MSME category. They, directly and indirectly, contribute to the exports as they manufacture intermediate goods for large industries. The precious and non-precious jewels segment of the MSMEs also effectively adds to the exports. 95% of diamond exports by India hail from the MSMEs.

Sources of Finance

The importance of this sector to the economy can be understood from the above instances. It is crucial to analyse the types of financial needs/demands and the sources of finance of MSMEs.

Personal Finance

Singh and Wasdani (2016) explained in their study that at the start-up stage of business, the enterprises use funds from their financial sources. These sources may include family, friends, personal savings, retained earnings, funding through the sale of assets and others.

Informal Sector

The Business Line in November 2018 reported that around 40% of the lending about the MSME sector is facilitated through informal sector channels such as money lenders. In this sector, the interest rate charged on lending is highly exploitative, leaving the enterprises debt-ridden.

Debt-Equity Finance

The International Finance Corporation Report (IFCR) (2018) elaborated on the aspects of the total demand for credit/finance raised by the MSMEs. It indicated that basically, there are two types of financial demands triggered by the long term and short-term financial needs. Figure 3 describes them as follows.

Long Term Financial Needs

They are required to be fulfilled on annual basis, therefore such a demand for credit is known as Annual Demand.

This demand pertains to meet the capital expenditure needs.

Short Term Financial Needs

The short term financial demands deal with quarterly expenses, therefore also known as Quarterly Demand.

This demand aims to fulfill especially the working capital needs.

Figure 3. Types of financial demands

The above demands pertain to meeting the operational expenses and for the investment in the fixed capital assets. This tends to intensify the debt demand, especially when enterprises face high operational costs, low productivity, delayed payments, lack of innovation, poor

infrastructural support and many others. Further, the MSMEs also raise equity finance to meet their financial needs. Nevertheless, the debt-equity ratio reported by IFCR (2018) is 4:1, indicating more dependence on debt finance sources of credit.

Institutional Finance

Institutional finance is provided to MSMEs through banks, Non-Banking Financial Companies, Small Finance Banks and Micro Finance Institutions as recognised by the Small-Scale Industrial Bank of India (SIDBI) as Prime Lending Institutions.

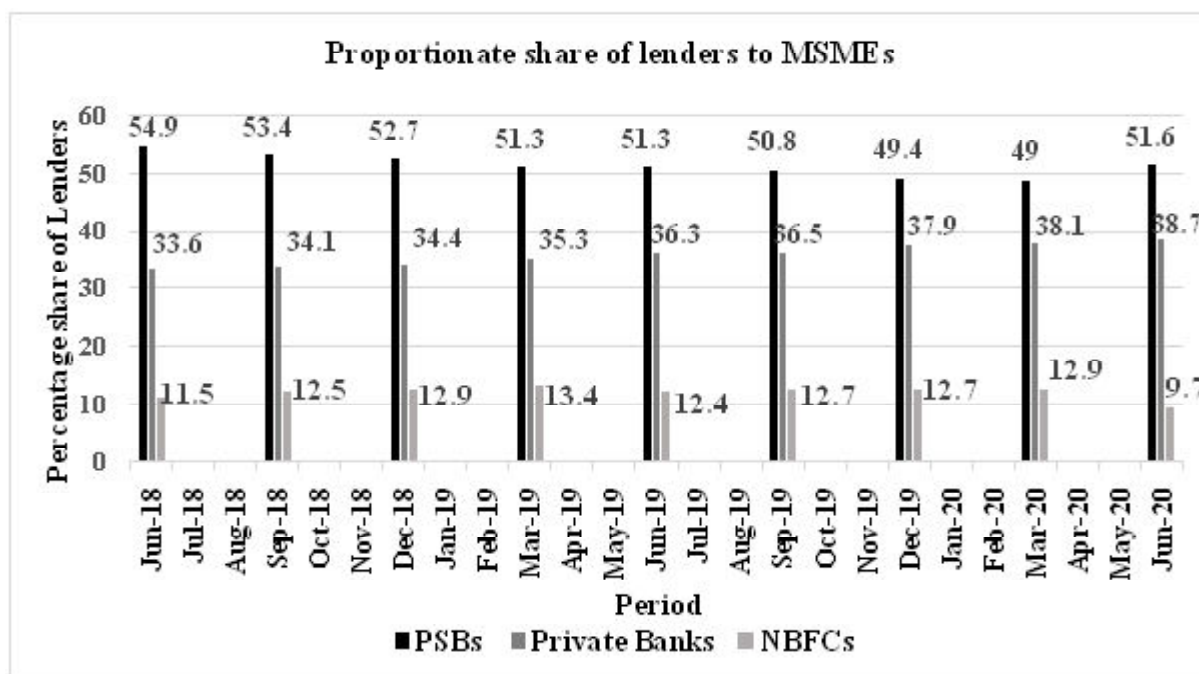


Figure 4 Institution-wise share of lenders to MSMEs
Source of Data: MSME Pulse Report 2020

According to Kumar and Sharma (2016), banks are the leading suppliers of debt/credit to the MSMEs, followed by the NBFCs, government and state financial institutions. The MSME Pulse (2020) has identified a similar trend in the lending share of financial institutions. Figure 4 indicates the institution-wise share of lenders to MSMEs in the last two years.

The Effectiveness of Financial Schemes/Policies concerning MSMEs

Credit Guarantee Trust Fund for Micro and Small Enterprises (CGTMSE)

The Government of India (GOI) brought forth this scheme in association with SIDBI to ease the availability of collateral-free bank credit for the MSMEs. Shekhar (2020) described that this scheme has successfully emerged as a tool in facilitating formal credit to MSMEs.

Referring to the Annual Report of the CGTMSE, it can be observed that the Member Lending Institutions (MLIs) consisting of the public and private sector banks, NBFCs and others have significantly facilitated the flow of credit to this sector.

In the fiscal year 2020, credit guarantees worth Rs.45,851 crore rupees have been approved for this sector. Figure 5 indicates the cumulative guarantee approved amount for MSMEs in the past ten years.



Figure 5. Cumulative Guarantee Approved Amount
Source: Annual Report 2018-19, CGTMSE

Emergency Credit Line Guarantee Scheme (ECLGS)

The scheme has been an aiding tool for stressed MSMEs in the wake of the COVID-19 Pandemic, as they can obtain credit through the Guaranteed Emergency Credit Line (GECL). The cost of borrowings is reduced through ECLGS for all units.

According to Basu (2020), the key achievements of the scheme are as follows:

- Irrespective of the business growth, it is a tool for immediate liquidity support for enterprises up to three months
- It is a relief measure for the worst affected zones
- 60-90% of customers of MLIs have used GECL, making it a popular scheme.
- The SBI (State Bank of India) has long been a leader in sanctioning credit under this scheme to MSMEs worth Rs.24388 crores, followed by the Punjab National Bank, which sanctioned Rs. 8867 crores.

The limitations of the scheme include;

- Excess demand than supply
- An unequal pattern of disbursal
- Low utilisation for small borrowers, manufacturing firms and customers of public sector banks.

Priority Sector Lending

To expand avenues of credit availability for a labour intensive MSME sector, the RBI has been a lender of all resorts. Its priority sector lending is the main pool of credit for the MSME. As per the priority sector returns submitted by the Scheduled Commercial Banks (SCBs), the flow of credit to this sector is as indicated in Table 3.

Table 3. The flow of Bank Credit to MSMEs

Bank Credit to MSMEs								
(Number in Lakh, Amount in ₹ Crore)								
Year	Micro Enterprises		Small Enterprises		Medium Enterprises		MSMEs	
	No. of Accounts	Amount Outstanding	No. of Accounts	Amount Outstanding	No. of Accounts	Amount Outstanding	No. of Accounts	Amount Outstanding
1	2	3	4	5	6	7	8	9
2018-19	255.6	6,59,102.40	23.03	6,38,030.80	2.6	1,97,419.20	320.68	15,10,650.50
2019-20*	352.9	7,16,962.30	23.26	6,33,624.90	3.52	1,95,487.00	379.69	15,46,074.20

Source: Annual Report 2020, Reserve Bank of India

Around 80% of the priority sector lending beneficiaries are micro-enterprises, followed by small and medium enterprises.

TReDS Platform

To facilitate the financing of trade receivables of MSMEs from corporate buyers through multiple financiers, RBI set up Trade Receivables Discounting System (TReDS). This is an online platform which is beneficial in sorting out the issue of delayed payments.

Initiatives of SIDBI

SIDBI was established in 1990 to finance, promote, and develop MSMEs across India. It provides customised and at times collateral-free credit to this sector at concessional rates

of interest. The financial products offered by SIDBI for MSMEs include direct loans, venture capital, indirect finance and micro-lending.

Other Schemes

Apart from these schemes, the Credit Linked Capital Subsidy for Technology Upgradation (CLCSS), One Time Settlement Scheme (OTS), Certified Credit Counsellors (CCC) Scheme and 2% Interest Subvention Scheme introduced by the government have also been beneficial for the users. Nevertheless, the lack of awareness of these schemes kept their effectiveness limited.

Conclusion

In the world's second-largest populous country India, the MSME sector contributes nearly 40% to employment and up to 30% to GDP. Therefore, the policymakers need to set up a clear institutional framework and policy specifications for the beneficiaries because this is a highly labour-intensive sector. It also has excellent capacity to strengthen supply chains, widen production activities by absorbing more and more labour which can protect the nation from the clutches of rising unemployment, primarily to deal with the crisis posed by the pandemic. Therefore, it is also essential to widen the sphere of financial services, provide financial literacy and ensure awareness and transparency among the beneficiaries of financial schemes and policies.

References

- Ahmed, I., & Haseen, D. (2017). Growth of MSME Sector and Its Contribution to Exports of India in Post Reform Period. *Zenith International Journal of Business Economics & Management Research*, 7(12), 54-65.
- Anand, M. (2020, March 03). India's answer to its problem of \$380 billion MSME credit gap lies in these type of lenders to step up. *Financial Express*.
<https://www.financialexpress.com/industry/msme-fin-indias-answer-to-its-problem-of-380-billion-msme-credit-gap-lies-in-these-type-of-lenders-to-step-up/1887426/>
- Basu, S., Chherawala, T., Manickraj, M., & Sanati, G. (2020). *Study on the Impact of ECGLS for National Credit Guarantee Trustee Company (NCGTC)*.
<https://www.ncgtc.in/sites/default/files/ecglg-impact-assessment-report-dated-august-26-2020.pdf>.
- Biswas, A. (2014). Financing Constraints for MSME Sector. *International Journal of Interdisciplinary and Multidisciplinary Studies*, 1(5).
http://www.ijims.com/uploads/6150f569fe7aee24c329zppd_560.pdf

- CGTMSE. (2019). *19th Annual Report 2018-19*.
[http://www.cgtmse.in:8080/Annual%20Reports/Annual_Report-Eng-030220\(18-19\).pdf](http://www.cgtmse.in:8080/Annual%20Reports/Annual_Report-Eng-030220(18-19).pdf)
- CGTMSE. (2020). *20th Annual Report 2019-20*.
https://www.cgtmse.in/Default/ViewFile/Annual%20Report%202020_English.pdf?path=AnnualReport.
- Chakraborty, S. (2020, May 19). Govt accounts for nearly 94% of Rs 1,819 cr dues payable to MSMEs: CII poll. *Business Standard*.
https://www.business-standard.com/article/economy-policy/govt-Accounts-for-nearly-94-of-rs-1-819-dues-payable-to-msmes-cii-poll-120051801158_1.html.
- Lonkar, P. (2020, May 14). Banks reluctant to lend under Credit Guarantee Scheme to MSMEs: Experts. *Money Control*. <https://www.moneycontrol.com/news/business/economy/banks-reluctant-to-lend-under-credit-guarantee-scheme-to-msmes-experts-5267101.html>.
- Major industries, govt agencies owe about Rs 5 lakh crore in outstanding dues to MSMEs: Nitin Gadkari. (2020, May 25). *The Economic Times*.
<https://economictimes.indiatimes.com/small-biz/sme-sector/major-Industries-govt-agencies-owe-about-rs-5-lakh-crore-inoutstanding-dues-to-msmes-nitin-gadkari/articleshow/75974944.cms>
- Mansur, R., Kaushal, B., & Agarwal, P. (2020, September 29). 4 months on, how Aatmanirbhar Bharat stimulus package is helping MSMEs survive COVID-19. *Your Story*. <https://yourstory.com/smbstory/msmes-covid-19-aatmanirbhar-stimulus-package>.
- Mund, C.S. (2020). Problems of MSME Finance in India and Role of Credit Guarantee Fund Trust for Micro and Small Enterprises (CGTMSE). *IOSR Journal of Economics and Finance*, 11(4). 2321-5925. https://www.ies.gov.in/pdfs/Problems_of_MSME.pdf
- Nearly 40% of lending to MSMEs is through informal channels. (2018, November 21). *The Hindu: Business Line* <https://www.thehindubusinessline.com/money-and-banking/nearly-40-of-lending-to-msmes-is-through-informal-channels/article25560192.ece>
- Parmar, B. (2018, march 07). MSMEs can benefit on TReDs platform with better recourse mechanisms, digital infra. *Money Control*.
<https://www.moneycontrol.com/news/business/companies/msmes-can-benefit-on-treds-platform-with-better-recourse-mechanisms-digital-infra-2521845.html>
- Ramesh, T., & Tandon, K. (2020). Financial Problems faced by MSMEs for Accessing Funds from Financial Institutions in India with reference to Bengaluru. *International Journal of Research and Analytical Reviews*, 7. www.ijrar.org.
<https://www.ijrar.org/papers/IJRAR2001109.pdf>

- Rao, K.S., & Noorinasab, A.R. (2013). Role of SIDBI in developing the MSMEs in India. *IOSR Journal of Economics and Finance*, 1(6), 8-14.
<http://www.iosrjournals.org/iosr-jef/papers/vol1-issue6/C0160814.pdf>
- Reserve Bank of India. (2018, March 23). Micro, Small and Medium Enterprises.
<https://m.rbi.org.in/commonman/English/Scripts/FAQs.aspx?Id=966>
- Resurgent India Limited. (n.d.) *MSME FUNDING – OPPORTUNITIES & CHALLENGES*.
<https://www.resurgentindia.com/pdf/612861540MSME-Funding-Opportunities-and-challenges.pdf>
- Singh, C., & Wasdani, K.P. (2018). Finance for Micro, Small, and Medium-Sized Enterprises in India: Sources and Challenge. <https://www.iimb.ac.in/sites/default/files/2018-07/WP%20No.%20525.pdf> Global Value Chains Expanding Boundaries of Indian MSMEs
<http://ciisme.in/pdf/MSME-report-theme-paper.pdf>
- Soni, S. (2021, March 04). 88% jump recorded in delayed payment cases by micro, small sellers in 12 months; disposal rate at 109%. *Financial Express*.
<https://www.financialexpress.com/industry/sme/msme-fin-88-jump-recorded-in-delayedpayment-cases-by-micro-small-sellers-in-12-months-disposal-rate-at-109/2206200/>
- TransUnion CIBIL. (2020). *MSME Pulse: October 2020*.
<https://www.transunioncibil.com/resources/tucibil/doc/insights/reports/report-msme-pulse-october-2020.pdf>
- Wasdani, K.P. (2020). Finance for MSMEs in India: Sources and Challenges.
https://www.researchgate.net/publication/343361907_Finance_for_MSMEs_in_India_Sources_and_Challenges

THE EFFECT OF SUSTAINABILITY REPORTING DISCLOSURE AND INTELLECTUAL CAPITAL ON THE FIRM VALUE

Adi Saputra Karya & Sri Harta Mimba***

Abstract

Firm value is the main focus of investors. Many factors affect the firm value, such as sustainability reporting disclosure and intellectual capital. The effect of sustainability reporting disclosure on firm value is varied and well studied. However, there are relatively few studies on the effect of intellectual capital on firm value, especially in the mining industry. This study aims to fill this gap. This study was conducted at the mining companies listed on the Indonesia Stock Exchange (IDX) from the period of 2016 till 2019. This study uses purposive sampling technique with a total number of 32 observations during the period of study. The data analysis technique used is multiple regression analysis. The results indicate that sustainability reporting disclosure has a negative effect, while intellectual capital has a positive effect on the firm value.

Keywords: Firm Value, Indonesia Stock Exchange, Intellectual Capital, Mining Industry, Sustainability Reporting Disclosure

Introduction

Companies that focus mainly on obtaining profit (i.e. profit-oriented companies) usually cause various economic, social and environmental issues (Sitio et al., 2001). This implies in various countries, including Indonesia. Several cases occurred in Indonesia that caused environmental issues such as the case of Lapindo Brantas in Sidoarjo, East Java, and the Freeport case which dumped waste around the mountains and into the river system. Such cases result in deteriorating natural quality in the mining areas. These cases are the example of companies that focus only on the goal of maximizing profits without prioritizing the interests of employees, consumers, society, and the environment.

According to Yusoff et al. (2019), a company is the center of input and output operations which has a goal to maximize profits for the present. Maximizing profit is the logical goal of every company today. However, from a financial management perspective, this is not the main goal. Instead, the goal is to maximize shareholders' wealthiness or to maximize the firm value (Mardiyanto, 2009). Polo & V?zquez (2008) argue that firm value is very important because the high firm value will be accompanied by high shareholder wealth. The higher the stock price, the higher the firm value will be. Many factors affect the firm value, including social responsibility (Latifah & Luhur, 2017) and intellectual Capital (Chen et al., 2005).

Social responsibility (CSR) is an idea that makes companies no longer faced with responsibilities that are based only on a single bottom line, namely firm values that are reflected in their financial reporting (Nurkhin, 2009). Instead, companies must pay attention to all of their stakeholders, shareholders, as well as the environmental impacts of their companies' activities (Mulpiani, 2019). This is also in accordance with a study done by Putri et al. (2016), who concludes that social responsibility has a positive effect on firm value. This means that the more companies disclose their social disclosure items, the better the quality of the disclosure. Hence the better firm value will be achieved. To achieve the company's goal especially in increasing the firm value, companies need to disclose sustainability reporting. The goal is to obtain the companies' sustainability. This will make it easier to optimize the targeted performance and profit. This is in balance with the company's practice of paying attention to environmental and social dimensions (Yusoff et al., 2019).

Many companies carry out their social responsibility only to the extent of lip service and to meet their recommended rules (Perez et al., 2017). Social responsibility is a corporate image that increases the firm value on the stock exchange. However, when there is no harmonious situation in implementing the essence of social welfare and environmental protection, it cannot directly benefit from the disclosure of social responsibility (Barbara & Suharti, 2008). The purpose of the social responsibility disclosure is to provide other information about a company's activities, as well as to provide a signal across its stakeholders. Signaling is the disclosure of private information that can attract shareholders, especially if the information is good news (Suwardjono, 2014) and is considered to have growth opportunities and greater intrinsic value in the future (Sutedi, 2011). Therefore, before discussing sustainability reports (SR) disclosure, many companies have implemented corporate social responsibility to increase their corporate value.

Unlike the SR disclosure that is already well studied, the intellectual capital (IC) seems to be a new paradigm that does not focus on emphasizing physical capital. Instead, the new paradigm pays attention to the development of information technology and science that has led to the interest in studying the intellectual capital (Yusoff et al., 2019). The components of IC are human capital, structural capital, and relational capital. Goh & Lim (2004) argue that IC information is one of the information requested by investors because IC information allows investors to better assess a company's ability in creating wealth in the future.

The increase in investor appreciation of companies is believed to be caused by intellectual capital owned by companies, and companies can effectively use their intellectual capital so that their market value will increase (Chen et al., 2005). This is in line with study (Yusoff et al., 2019) regarding intellectual capital with the performance of banking companies listed on the IDX from 2004 to 2006. The results show that the more efficient the usage of a company's capital is, the more added value for the company will be. Abdolmohammadi (2005) also proves the significant effect of the number of IC components

disclosed in its annual report on the market value of a company. Similarly, companies that disclose more IC components in their annual reports tend to have a higher market capitalization. However, several scholars such as Widarjo (2011) and Aida & Rahmawati (2015) who examine the effect of intellectual capital and the firm value are not proved. The study related to intellectual capital that affects the firm value is not yet explored widely. Therefore, this study aims to fill this gap.

This study uses the Theory of Planned Behavior (TPB) especially in explaining the relation between Intellectual Capital and Firm Value. This theory provides a framework for studying the attitudes toward behavior. Based on this theory, the most important determinant of a person's behavior is intention. Theory Planned Behavior (TPB) assumes that humans are rational and use information that is useful for them. Such information can be provided in the intellectual capital which can be used to make decisions.

Objectives

1. To obtain empirical evidence regarding the effect of Sustainability Reporting Disclosures on the Firm Value in mining companies listed on the IDX i2016-2019.
2. To obtain empirical evidence about Intellectual Capital on The Firm Value in mining companies listed on the IDX in 2016-2019.
3. To obtain empirical evidence whether both the Sustainability Reporting Disclosure and Intellectual Capital have a joint effect on Firm Value in mining companies listed on the IDX in 2016-2019.

Hypothesis

- There is a positive effect of Sustainability Reporting disclosure on Firm Value in mining companies listed on the IDX in 2016-2019.
- There is a positive influence of Intellectual Capital on Firm Value in mining companies listed on the IDX in 2016-2019.
- There is a positive effect of Sustainability Reporting and Intellectual Capital Disclosure together on The Firm Value Disclosures in mining companies listed on the IDX in 2016-2019.

Methodology

Sample

This study uses the purposive sampling, using several criteria to include the samples, namely:

- Companies are listed in mining sector

- Companies issue annual reports consecutively from the period of 2016 till 2019.
- Companies disclose Sustainability Reporting consecutively from the period of 2016 till 2019.
- Companies that do not have complete data regarding the variables used in the study.

Based on the process and the results of sample selection, 8 companies were obtained as the sample.

Tool

The data used in this study are secondary. Data obtained from the company's annual reports and sustainability reports (Sustainability Reporting) 2016-2019. Secondary data in this study were obtained from the official website of the Indonesia Stock Exchange.

Operational Definition

This variable is measured by the Tobin's Q ratio measurement scale. If the Q ratio is above one, this indicates that the investment in the asset generates a return that provides a higher value than investment expenditure, this will stimulate new investment. If the Q ratio is below one, investment in assets is not attractive. The calculation of the Q ratio uses a formula developed by Latifah & Luhur (2017) and is adjusted to the conditions of the financial transactions of companies in Indonesia (Darmawati & Rahayu, 2004).

Sustainability Reporting: This variable is measured through the Sustainability Reporting Disclosure Index (SRDI) with the GRI-G4 benchmark. SRDI calculation is done by giving a score of 1 if one item is disclosed, and 0 if it is not disclosed. After scoring all items, the scores are then added up to obtain the overall score for each company. Intellectual Capital: IC is measured based on the value-added created by Value-Added Intellectual Coefficient (VACA), Value Added Human capital (VAHU), Structural Capital Value added (STVA). The combination of the three Values added is symbolized by the name VAIC.

Data Analysis

This study uses mean, median, maximum value, minimum value, and standard deviation to perform descriptive statistical tests on the variable firm value, Sustainability Reporting (SR), and Intellectual Capital. Statistical hypothesis testing is done by simple regression analysis and multiple regression analysis.

Results And Discussions

The study sample was taken by a purposive sampling method. The purposive sampling method is sampling based on the consideration of the study subject, the sample is selected based on the suitability of the characteristics with the specified sample criteria to obtain a representative sample. The sample selection criteria are presented in Table 1.

Table 1: Process and results of sample selection based on criteria

No.	Criteria	Number of Companies
1	Companies categorized as mining companies listed on the IDX for 2016-2019.	47
2	Companies that do not publish annual reports during 2016-2019.	0
3	Companies that do not publish Sustainability Reporting consecutively, namely 2016-2019.	(39)
4	Companies that do not have complete data regarding the variables used in the study.	39
Total Sample Companies		8

Source: Indonesia Stock Exchange, data processed, 2021

Table 2: Descriptive statistical results

	N	Minimum	Maximum	Mean	Std. Deviation
Sustainability Reporting	3 2	0.13	0.36	0.2447	0.05267
Intellectual Capital	3 2	-12.13	20.16	5.7538	6.33696
Nilai Perusahaan	3 2	0.61	2.19	1.1406	0.41367
Valid N (listwise)	3 2				

Source: Data Processed, 2021

The minimum and maximum values for the firm value variable are 0.61 and 2.19 with a mean of 1.1406 and a standard deviation of 0.41367, which means that there is a difference in the value of the firm value variable under study. The average value is 0.4136. The minimum and maximum values for the SR variable are 0.13 and 0.36 with a mean of 0.2447 and a standard deviation of 0.05267, which means that there is a difference in the SR value studied against the average value of 0.05267. The minimum and maximum values for the IC variable are -12.13 and 20.16 with a mean of 5.7538 and a standard deviation of 6.33696, which means that there is a difference in the IC value studied against the average value of 6.33696.

Table 3: Simultaneous Test Results (Test F)

ANOVA^a

Model		Sum of Squares	df	Mean Square	F	Sig.
1	Regression	1.200	2	.600	4.238	.024 ^a
	Residual	4.105	29	.142		
	Total	5.305	31			

a. Predictors: (Constant), Intellectual Capital, Sustainability Reporting

b. Dependent Variable: Nilai Perusahaan

Source: Data Processed, 2021

The F test value, based on Table 3, the sig table is 0.024. The sig value is 0.024 < 0.05. This indicates that this study is suitable to be used as an analytical tool to test the effect of independent variables on the dependent variable so that it can be concluded that the third hypothesis is true.

Sustainability Reporting disclosure is one way for companies to attract investors and increase the firm's value in public (external parties) (de Villiers & Sharma, 2020). In addition, to increase firm value, SR disclosure is part of the company as a tool to provide information to investors, the public, and the government. Another information that companies need to add is Intellectual Capital (IC). IC is used to measure the company's intellectual ability in the relationship between value-added efficiency and the main component of company resources and profits. Better SR reporting and the more companies that report, as well as the addition of information related to intellectual capital, can affect the firm value (Bartesh & Bandyopadhyay, 2005).

Table 4: Multiple Linear Regression Test Results

Coefficients^a

Model		Unstandardized Coefficients		Standardized Coefficients	T	Sig.
		B	Std. Error	Beta		
1	(Constant)	2.082	0.330		6.302	0.000
	Sustainability Reporting	-4.076	1.415	-0.519	-2.880	0.007
	Intellectual Capital	0.010	0.012	0.150	0.830	0.003

a. Dependent Variable: Firm Value

Source: Data Processed, 2021

$$Y = 2.082 - 4.076 X_1 + 0.010 X_2 + e_i$$

Based on Table 3, the results of the T statistical test for the SR variable have a coefficient value of -4.076 and a significance value of 0.007 less than α 0.05 ($0.007 < 0.05$). Thus, it can be concluded that SR has a negative and significant effect on firm value. Therefore, the first hypothesis is false.

This result is supported by a study conducted by Kurniawan., et al. (2018) which found evidence that Sustainability Reporting disclosures have a negative effect on firm value. This can be caused by investor's skepticism related to external assurance which in Indonesia does not require this. According to Sejati & Prastiwi (2015), the reason for the insignificant effect of the Sustainability Report disclosure on firm value is because investors are more interested in buying company shares that generate the expected profit and do not care about the disclosure of the Sustainability Report. Guidry & Patten (2010) find that companies that published Sustainability Reports did not affect market reactions. This proves that the disclosure of the company's Sustainability Report cannot change the value of the company on the stock exchange. Sustainability reports that are considered capable of providing more value than companies that do not publish Sustainability Reports in study are not proven.

The results of the T statistical test for the IC variable have a coefficient value of 0.010 and a significance value of 0.003 which is smaller than α 0.05 ($0.003 < 0.05$). Thus, it can be concluded that IC has a positive and significant effect on firm value. Hence the second hypothesis was found to be true.

Disclosures made by companies about Intellectual Capital (IC) in the company's annual report can help companies to explain what is owned by the company and has not been submitted, so it is reported in the financial statements. IC is a scalable resource to increase competitive advantages so that it can contribute to the company. The use and management of good IC can reduce operating costs and will increase company profits. This will be in accordance with stakeholder theory; if the company can develop and utilize and manage the knowledge they have to increase firm value, then this will benefit the stakeholders. The results of this study are consistent with the study of Healy and Palepu (1993); Welker (1995); Botosan (1997); Healy et al. (1999) indicate that the higher disclosure of intellectual capital will provide more credible or trustworthy information. Hence this will reduce investors' mistakes in assessing the company's stock price, as well as increasing the market capitalization.

Study Limitation and Implications

Limitation

The sample of this study does not reflect that companies that have published sustainability reports have a better Tobin Q value than those that have not yet published such reports. There is empirical evidence obtained through this study regarding statistical results in mining sector companies from 2016 through 2019. This shows that there is an effect of Sustainability Reporting and Intellectual Capital on The Firm Value.

Implications

The results of this study can be used as a consideration for a company to assess the importance of sustainability reporting disclosure on the company's value. In addition, this study provides a better understanding of the impact of intellectual capital on the companies' value. The result can also be used as input in evaluating the management's performance. This study provides additional insights for the theory of planned behavior and stakeholder theory especially in the relationship between Sustainability Report Disclosure, Intellectual Capital, and Firm Value.

Conclusions and Suggestions

The results of the analysis provide three conclusions. Firstly, Sustainability Reporting has a negative effect on Firm Value in the mining sector companies for the period of 2016 till 2019.. This study finds that Sustainability Reporting has a negative effect on the Firm Value. Investor's skepticism can be linked to external assurance, which is not required in Indonesia. Secondly, Intellectual Capital has a positive effect on The Firm Value in mining sector companies for the period of 2016-2019. The higher level of intellectual capital information will provide credible or transparent information that can reduce investors' mistakes in evaluating the company's stock price, as well as in increasing market capitalization. Thirdly, Sustainability Reporting and Intellectual Capital have a joint effect on The Firm Value in mining sector companies for the period of 2016-2019.

The firm should consider the disclosure of the company's Intellectual Capital to determine the causes and effects that occur on the value of the company. This study only has an R square value of 22.6%. This study can only explain the effect of the dependent variable by 22.6%. Further study can use other variables in assessing the factors that can affect firm value. In addition, it will be useful to do something similar in another sector to obtain the comparison between sectors considering specific circumstances in each sector.

References

- Abdolmohammadi, M. J. (2005). *Intellectual Capital Disclosure and market capitalization*. 6(3), 397-416.
- Aida, R. N., & Rahmawati, E. V. I. (2015). *Pengaruh Modal Intelektual dan Pengungkapannya Terhadap Nilai Perusahaan : Efek Intervening Kinerja Perusahaan*.
- Barbara, G., & Suharti, S. U. (2008). Peranan Corporate Social Responsibility dalam Nilai Perusahaan. *Jurnal Akuntansi dan Keuangan Indonesia*, 7(2).
- Bartesh, K. R., & Bandyopadhyay, A. K. (2005). *Intellectual Capital: Concept and its Measurement*. *Finance India*, 19(4), 1365.

- Castilla Polo, F., & Gallardo Vázquez, D. (2008). *Social information within the Intellectual Capital report*. *Journal of International Management*, 14(4), 353-363.
- Chen, M. C., Cheng, S. J., & Hwang, Y. (2005). An empirical investigation of the relationship between *Intellectual Capital* and firms' market value and financial performance. *Journal of Intellectual Capital*, 6(2), 159-176.
- Darmawati, K., & Rahayu, R.G. (2004). Corporate Governance, Performance, Tobin's Q and Return on Equity. *Symposium Nasional Akuntansi VII Desember*, 319-407.
- de Villiers, C., & Sharma, U. (2020). A critical reflection on the future of financial, *Intellectual Capital*, sustainability, and integrated reporting. *Critical Perspectives on Accounting*, 70, 0-25.
- Goh, P. C., & Lim, K. P. (2004). Disclosing *Intellectual Capital* in company annual reports: Evidence from Malaysia. *Journal of Intellectual Capital*, 5(3), 500-510.
- Guidry, R. P., & Patten, D. M. (2010). Market reactions to the first-time issuance of corporate sustainability reports: Evidence that quality matters. *Sustainability Accounting, Management and Policy Journal*, 1(1), 33-50.
- Gunawan, Y., & Mayangsari, S. (2015). Pengaruh Sustainability Reporting Terhadap Nilai Perusahaan Dengan Investment Opportunity Set sebagai Variabel Moderating. *Jurnal Akuntansi Trisakti*, 2(1), 1.
- Latifah, S. W., & Luhur, M. B. (2017). Pengaruh Laporan Keberlanjutan Pada Nilai Perusahaan Dan Profitabilitas Sebagai Variabel Moderasi. *Jurnal Akuntansi dan Bisnis*, 17(1), 13-18.
- Mardiyanto. (2009). *Inti Sari Manajemen Keuangan*. Grasindo.
- Mulpiani, W. (2019). Pengaruh Pengungkapan *Sustainability Report* Terhadap Kinerja Perusahaan Publik di Indonesia. *Akurasi : Jurnal Studi Akuntansi dan Keuangan*, 2(2), 77-90.
- Nurkhin, A. (2009). *Corporate Governance dan Profitabilitas : Pengaruhnya terhadap Pengungkapan Tanggungjawab Sosial Perusahaan*. Universitas Negeri Diponegoro.
- Kurniawan, T., Sofyani, H., & Rahmawati, E. (2018). Pengungkapan Sustainability Report dan Nilai Perusahaan: Studi Empiris di Indonesia dan Singapura. *Kompartemen: Jurnal Ilmiah Akuntansi*, 26(1), 1-20.

- Pérez, A., Santamaria, E. K., Operario, D., Tarkang, E. E., Zotor, F. B., Cardoso, S. R. de S. N., Author, S. E. U., De, I., Dos, A., Vendas, O. D. E., Empresas, D. A. S., Atividades, P. O., Artigo, N., Gest, G. N. R. M. D. E., Para, D. E. F., Miranda, S. F. da R., Ferreira, F. A. A., Oliver, J., Dario, M., & Volk, J. E. (2017). Teori –Teori dalam Pengungkapan Informasi Corporate Social Responsibility Perbankan: *BMC Public Health*, 5(1), 1-8.
- Putri, A. K., Sudarma, M., & Purnomosidhi, B. (2016). Pengaruh Corporate *Social Responsibility* terhadap Nilai Perusahaan dengan Ukuran Perusahaan dan Jumlah Dewan Komisaris sebagai Variabel Pemoderasi (Studi pada Perusahaan Manufaktur yang terdaftar Bursa Efek Indonesia). *Jurnal Aplikasi Manajemen*, 14(2).
- Sejati, B. P., & Prastiwi, A. (2015). Pengaruh Pengungkapan Sustainability Report Terhadap. *Diponegoro Journal Of Accounting*, 4, 1-12.
- Sitio, A., & Tamba, H. (2001). *Koperasi : teori dan praktik*. Erlangga.
- Sutedi, A. (2011). *Good Corporate Governance*. Sinar Grafika.
- Suwardjono. (2014). *Teori Akuntansi: Perkayasaan Pelaporan Keuangan Edisi 3*. BPFE.
- Widarjo, W. (2011). Pengaruh Modal Intelektual Dan Pengungkapan Modal Intelektual Pada Nilai Perusahaan Yang Melakukan Initial Public Offering. *Jurnal Akuntansi dan Keuangan Indonesia*, 8(2), 157-170.
- Yusoff, Y. M., Omar, M. K., Kamarul Zaman, M. D., & Samad, S. (2019). Do all elements of green *Intellectual Capital* contribute toward business sustainability? Evidence from the Malaysian context using the Partial Least Squares *Method*. *Journal of Cleaner Production*, 234, 626-637.

*** Mr Adi Saputra Karya; Faculty of Economics; Udayana University, Faculty of Economics and Business, Bali, Indonesia. Email; adisaputraa05@gmail.com**

****Dr Harta Mimba; Faculty of Economics; Udayana University, Faculty of Economics and Business Bali, Indonesia. Email: p.mimba@unud.ac.id**

કૃષિ સુધારણા બિલ-૨૦૨૦ અંગે ખેડૂતોમાં જાગૃતતા: સૌરાષ્ટ્ર સંદર્ભમાં અભ્યાસ

*Rekha Kaklotar**

Abstract

ભારતીય ગ્રામીણ અર્થતંત્ર સંપૂર્ણપણે ખેતી પર આધારિત છે અહીં લોકોની આજીવિકાનું મુખ્ય સાધન ખેતીક્ષેત્ર છે. પરંતુ કમનસીબીની વાત એ છે કે આઝાદી બાદ પણ ખેતીક્ષેત્રનો વિકાસ અપૂરતો રહ્યો છે. ખેતીને લગતા સુધારાઓ પણ ખેતીક્ષેત્રના સંદર્ભમાં અસરકારક પરિણામ લાવી શક્યા નથી. તેને ધ્યાનમાં રાખી સરકારે ખેતીક્ષેત્રના વિકાસ માટેના અવરોધો જાણવા તથા તે અંગેના સૂચનો મેળવવા માટે ૨૦૦૪માં પ્રોફેસર એમ.એસ. સ્વામીનાથનના અધ્યક્ષપણા હેઠળ એક કમિટીની નિમણૂક કરી. તેમણે વિવિધ તબક્કામાં ડિસેમ્બર ૨૦૦૪ થી ઓક્ટોબર ૨૦૦૬ વચ્ચે પાંચ પ્રકારના અહેવાલો રજૂ કર્યા. જેમાંથી તેમણે સુપ્રત કરેલ અંતિમ અહેવાલની ભલામણને આધારે કૃષિ સુધારા બિલ ૧૪ સપ્ટેમ્બર, ૨૦૨૦ ના રોજ લોકસભામાં પસાર કરવામાં આવ્યું. તેની સામે કેટલાક રાજ્યના ખેડૂતો દ્વારા વિરોધ રૂપે પ્રતિકાર રજૂ કરવામાં આવ્યો. ભારતીય કાયદાની હંમેશા ખામી એ જોવા મળી છે કે પસાર થયેલા કાયદાની સંપૂર્ણ માહિતી તથા વાસ્તવિકતા લોકો સુધી પહોંચતી નથી. પરિણામે લોકોના મનમાં હંમેશા પસાર થયેલા કાયદા અંગે ગૂંચવાડો ઉદ્ભવે છે કૃષિ સુધારા બિલ ૨૦૨૦ અંગે પણ તે જોવા મળ્યું. આ સંદર્ભમાં અહીં એક પ્રયાસ કરવામાં આવ્યો છે કે સરકારના નવા કૃષિ સુધારા બિલ અંગે સૌરાષ્ટ્રના ખેડૂતોમાં કેટલી જાણકારી છે તે અંગેની માહિતી તેમની પાસેથી મેળવવાનો પ્રયત્ન કરવામાં આવ્યો છે. આ સંશોધન અભ્યાસ નવા કૃષિ સુધારા બિલ અંગે ખેડૂતોમાં રહેલી જાગૃતિ અંગે માહિતી પ્રાપ્ત કરે છે. આ સંશોધન અભ્યાસ હેઠળ ગુજરાતના સૌરાષ્ટ્ર વિસ્તારના ૧૦૫ ખેડૂતો પાસેથી નવા કૃષિ સુધારા બિલ-૨૦૨૦ અંગેની માહિતી પ્રાપ્ત કરવામાં આવી છે.

Keywords: કૃષિ સુધારા બિલ ૨૦૨૦, ખેતીક્ષેત્ર, ખેડૂતો

પ્રસ્તાવના

ખેતીક્ષેત્ર અર્થતંત્રનું પ્રાથમિક ક્ષેત્ર છે પટ ટકા કરતાં વધુ વસ્તી ખેતીક્ષેત્ર તથા ખેત આધારિત પ્રવૃત્તિ ઉપર નભે છે. આઝાદી બાદ સમયાંતરે ખેતી વિષયક સુધારા તથા ઔદ્યોગિક સુધારાઓ આર્થિક વિકાસની ગતિ વધારવા માટે હાથ ધરવામાં આવ્યા છે. ખેતીક્ષેત્ર પ્રાથમિક ક્ષેત્ર હોવા છતાં જોઈએ તેટલા પ્રમાણમાં તેનો વિકાસ થયો નથી તેને ધ્યાનમાં રાખી ખેડૂતોની આવક વધારવા તથા ખેતીક્ષેત્રના વિકાસ માટેના અવરોધોના કારણો જાણવા તેમજ તે અંગેના સૂચનો મેળવવાના આશયથી સરકારે ૨૦૦૪માં સ્વામિનાથન કમિશનની નિમણૂક કરી, જેમણે પોતાનો અહેવાલ સરકારને વિવિધ પાંચ તબક્કામાં સુપરત કર્યો. ડિસેમ્બર ૨૦૦૪થી ઓક્ટોબર ૨૦૦૬ દરમિયાન આ કમિટીએ વિવિધ અહેવાલો રજૂ કર્યા. જેમાંથી પાંચમા અને અંતિમ અહેવાલમાં ખેડૂતોની આત્મહત્યાના કારણો તથા તેને દૂર કરવા માટે ખેતીક્ષેત્રે જરૂરી સુધારાની ભલામણ કરવામાં આવી છે. આ સંદર્ભમાં ખેડૂતોની આવક વધારવા, પાક કે ઉત્પાદનોના જોખમને ખતમ

કરવા અને પાકને યોગ્ય મૂલ્ય મળવાની દિશામાં યોગ્ય પગલું લેવાની તૈયારી રૂપે નવું કૃષિ સુધારણા બિલ- 2020 સપ્ટેમ્બર મહિનાનામાં પ્રોફેસર એમ.એસ. સ્વામીનાથન રિપોર્ટમાં કરેલી ભલામણ આધારે રજૂ કરવામાં આવ્યું છે.

અભ્યાસના હેતુઓ

૧. નવા કૃષિ સુધારા બિલ અંગે ખેડૂતોને જાણકારી છે કે નહીં તેની માહિતી મેળવવી
૨. કૃષિ સુધારા બિલ 2020ની જોગવાઈઓનો અભ્યાસ કરવો
૩. કૃષિક્ષેત્રે કરવામાં આવેલ આઝાદી પછીના સુધારા અંગેની વિગતો જાણવી
૪. નવા કૃષિ સુધારા બિલ 2020ના સંદર્ભમાં ખેડૂતોના મંતવ્ય જાણવા

અભ્યાસની પદ્ધતિ

આ સંશોધન અભ્યાસમાં પ્રાથમિક અને ગૌણ માહિતીનો ઉપયોગ કરવામાં આવ્યો છે. પ્રાથમિક માહિતી સૌરાષ્ટ્ર વિસ્તારના 105 ખેડૂતો પાસેથી મેળવવામાં આવી છે. જ્યારે ગૌણ માહિતી સરકારી પરિપત્રો, વેબસાઈટ તથા ઈ- સમાચારપત્રો માંથી મેળવવામાં આવી છે

સાહિત્ય સમીક્ષા

1. Kale એ 2010માં મહારાષ્ટ્રમાં ખેડૂતોની આત્મહત્યાના કારણો અંગે અભ્યાસ કર્યો. તેમના મત મુજબ નીચી ખેત ઉત્પાદકતા, નીચી વાર્ષિક આવક, ખેડૂતો પર આર્થિક જવાબદારીનો બોજ, ઊંચા વ્યાજદરે લીધેલ ધિરાણ વગેરે મુખ્યત્વે જવાબદાર પરિબલો છે.
2. Lopmudra Lenka એ 2014માં ભારતમાં ઉત્પાદકતાના વર્તમાન વલણો અને ભાવિ સંભાવના પર અભ્યાસ કર્યો. તેમણે વર્તમાન સમયમાં અસ્તિત્વ ધરાવતા સંસ્થાકીય અને ટેકનિકલ માળખાનો અર્થતંત્રના વિકાસના પરિપ્રેક્ષ્યમાં અભ્યાસ કરી જણાવ્યું કે સરકારે ખેતીક્ષેત્ર અને અર્થતંત્રનો વિકાસ કરવા માટે ખેતીક્ષેત્રના મહત્વના વિભાગો જેવા કે વેચાણ વ્યવસ્થા, કિંમત નિર્ધારણ પદ્ધતિ, ટેકનોલોજી, સંશોધન અને વિકાસ તથા વ્યાપારના પાસાને વધુ મજબૂત કરવાની જરૂર છે. ઉપરાંત તેમના મૂલ્યાંકનમાં જણાવ્યું કે સાતત્યપૂર્ણ વિકાસ માટે સરકારી સહાય તથા ખાનગી ક્ષેત્રનો પ્રવેશ પણ એટલા જ મહત્વના છે.
3. Ranjithkumar એ 2018માં ભારતમાં કૃષિ બજાર સુધારણા અને રાષ્ટ્રીય કૃષિ બજાર પર કર્ણાટકના સંદર્ભમાં અભ્યાસ કર્યો. તેમના મત મુજબ કૃષિક્ષેત્રે ઇ-બજારના વિકાસની ખૂબ જ શક્યતાઓ રહેલી છે. પરંતુ તે માટે ખેડૂતોમાં તે અંગેની જાગૃતતા લાવવી બહુ જ જરૂરી છે. ઉપરાંત કૃષિ બજાર માટે જરૂરી આંતરમાળખું વિકસાવવું પણ એટલું જ જરૂરી છે.
4. Dilipkumar Mukharjiએ 2002માં જુલાઈમાં ભારતમાં ખેત વિકાસ અને ખેત સુધારાના સંદર્ભમાં અભ્યાસ કર્યો. તેમના મત મુજબ ખેત ઉત્પાદકતા પર કૃષિ સુધારાની અસર અન્ય ખેત સહાયક કાર્યક્રમો કરતા ઓછી જોવા મળી છે. ઉપરાંત કૃષિ સુધારાની અસર

ટુંકાગાળામાં ખાસ જોવા મળતી નથી, તે લાંબે ગાળે વધુ અસરકારક નીવડે છે. તેમજ ખેતીનો વૃદ્ધિદર તથા ગ્રામીણ ગરીબી નાબૂદીનો આધાર સરકારની વિવિધ સમિતિઓ પર રહેલો છે.

5. Sanchri Royએ 2007માં જમીન સુધારણા અને ખેત ઉત્પાદકતાના સંદર્ભમાં અભ્યાસ કર્યો. તેમના અભ્યાસમાં તેમણે ભારતના તમામ રાજ્યને આવરી લીધા છે. તેમના મત મુજબ ગણોત્પ્રથાને લીધે જમીનના ધારણની અસમાનતા ભારતમાં જોવા મળે છે તથા જમીન સુધારણાની ઉત્પાદકતા પર ચોક્કસપણે અસર પડે છે.
6. Manashree Dasએ 2014માં આસામના સંદર્ભમાં ઉત્પાદનમાં બજારના વલણ અંગે અભ્યાસ કર્યો. તેમના મત મુજબ આસામમાં ખેત પેદાશના વેચાણ માટે બે પ્રકારની પ્રણાલી અસ્તિત્વ ધરાવે છે એક, તો સરકારના હસ્તક્ષેપ વિનાનું માત્ર ખાનગી વેપારીઓ દ્વારા થતું સંચાલન અને બીજું, સરકારના સંપૂર્ણ નિયંત્રણ હેઠળનું APMC બજાર. ઉપરાંત સરકારી અને અર્ધ ખાનગી બજાર વ્યવસ્થા પણ અહીં જોવા મળી હતી. ભારતમાં આર્થિક નીતિના પરિવર્તનની સાથે બજાર વિષયક પદ્ધતિમાં પરિવર્તન થતું જણાયું છે આવા સંજોગોમાં સરકારે ખરેખર બજાર વિષયક સમસ્યાનો ઉકેલ લાવવા માટે પ્રયત્ન કરવો જોઈએ.

કૃષિક્ષેત્રે કરવામાં આવેલ આઝાદી પછીના સુધારા

આઝાદી બાદ ભારતમાં બે પ્રકારના જમીન સુધારાઓ દાખલ કરવામાં આવ્યા.

A. સંસ્થાકીય સુધારાઓ (1947- 1960ના દાયકાની શરૂઆતમાં):

સંસ્થાકીય સુધારાઓના ભાગરૂપે જમીનદારીપ્રથાની નાબુદી, મધ્યસ્થીઓની નાબુદી, ગણોત્પ્રથા, જમીન ધારણની ટોચ મર્યાદા, જમીનનું એકીકરણ , સહકારી ખેતી અને સમુદાય વિકાસ કાર્યક્રમો વગેરે પર ભાર મુકવામાં આવ્યો હતો.

B. ટેકનોલોજીકલ સુધારાઓ (1960ની મધ્યમાં):

ટેકનિકલ સુધારાના ભાગરૂપે રાસાયણિક ખાતરનો ઉપયોગ, સિંચાઈનું વિસ્તરણ, નવા સુધારેલ બિયારણનો ઉપયોગ તથા તથા જંતુનાશક દવાઓના વપરાશ ઉપરાંત આધુનિક સાધનોનો ખેતી ક્ષેત્રે ઉપયોગ વગેરેને પોત્સાહન પૂરું પાડવામાં આવ્યું હતું. પરિણામે દેશને હરિયાળી ક્રાંતિની ભેટ મળી.

કૃષિ સુધારણા બિલ-૨૦૨૦ની જોગવાઈઓ

1. ખેડૂત ઉત્પાદન નો વેપાર અને વાણિજ્ય (બઢતી અને સુવિધાઓ) અધિનિયમ 2020

આ બિલની જોગવાઈઓ જોઈએ તો---

- I. ખેડૂતો પોતાના માલનું વેચાણ કોઈપણ રાજ્યમાં કરી શકશે.
- II. એપીએમસી ની બહાર વેચવામાં આવેલ કોઈપણ ખેતપેદાશો પર રાજ્ય સરકાર માર્કેટ ફી તેમજ સેસ ઉઘરાવી શકશે નહીં.

- III. ઓનલાઇન વેપારની મંજૂરી આપે છે.
- IV. કૃષિ પેદાશ બજાર સમિતિ કાર્યરત રહેશે આ અધિનિયમ ખેડૂતોને વધારાનો માર્કેટિંગ માધ્યમ પ્રદાન કરશે.
- V. ખેડૂતે વેચેલા માલના નાણાં તે જ દિવસે અથવા તો 3 કામગીરીના દિવસોમાં જ સુકવણીની ખાતરી આપે છે
આ કાયદાના વિરોધમાં ખેડૂતો દ્વારા ન્યૂનતમ સમર્થન મૂલ્ય નાબૂદ થવાનો ભય સત્તાવી રહ્યો છે. પરંતુ સરકાર દ્વારા એ ખાતરી આપવામાં આવે છે કે MSP ચાલુ રહેશે.

2. ખેડૂતોને ભાવ ખાતરી અને કૃષિ સેવા કાયદો 2020 (સશક્તિકરણ અને સંરક્ષણ નો કરાર)

આ બિલની જોગવાઈઓ જોઈએ તો--

- I. આ કાયદાની જોગવાઈ મુજબ ખેડૂતો અને કરાર કરનારી કંપની વચ્ચે ખેત પેદાશોની ખરીદી અંગે પાક તૈયાર થાય તેના પહેલા જ લેખિત કરાર કરવામાં આવશે.
- II. આ કરારમાં ખેતપેદાશોની કિંમતનો સ્પષ્ટ ઉલ્લેખ કરવામાં આવશે.
- III. આ કરાર બાબતે કોઈ તકરાર ઉઠ્ઠે તો તે માટે તકરાર નિવારણ પંચની જોગવાઈ પણ આ કાયદામાં કરવામાં આવેલ છે.

અહીં સરકારનું માનવું એ છે કે અનિશ્ચિત ચોમાસાને લીધે ખેત ઉત્પાદન તથા કિંમતમાં જોખમનું પ્રમાણ વધી જાય છે આવા સંજોગોમાં કોન્ટ્રાક્ટ ફાર્મિંગ ને પ્રોત્સાહન આપવાથી ખેડૂતો ઉત્પાદન ક્ષેત્રે રહેલા જોખમને ટાળી શકશે.

3. આવશ્યક વસ્તુઓ (સંશોધન) અધિનિયમ 2002

આ બિલની જોગવાઈઓ જોઈએ તો--

- I. આવશ્યક વસ્તુ અધિનિયમ ફક્ત ચુક્ર, કૃષ્ણાળ, કુદરતી આફત કે અસાધારણ રીતે ભાવમાં વધારાની પરિસ્થિતિમાં જ અમલમાં રહેશે.
- II. આવશ્યક વસ્તુ અધિનિયમ ત્યારે જ લાગુ કરી શકાય કે જ્યારે બાગાયતી પેદાશોના ભાવમાં સો ટકા અને બિન બાગાયતી પેદાશોના છૂટક ભાવમાં ૫૦ ટકાનો વધારો હોય.
- III. કેન્દ્ર સરકારે દાળ, બટાકા, ડુંગળી, અનાજ, ખાદ્ય તેલ વગેરે વસ્તુઓને જરૂરી વસ્તુઓના નિયમમાંથી બહાર કરીને તેની સ્ટોક સીમા ખતમ કરી દીધી છે.

આ કાયદાની જોગવાઈ સામે એ ભય સેવાઈ રહ્યો છે કે મોટા વેપારીઓ દ્વારા માલના સંગ્રહ અને કાળાબજારને પ્રોત્સાહન મળશે

પ્રાથમિક માહિતીનું વિશ્લેષણ

પ્રાથમિક માહિતીના વિશ્લેષણમાં ખેડૂતોની ઉંમર, જમીન પ્રમાણ, શિક્ષણનું પ્રમાણ, કામનો અનુભવ વગેરેનો સમાવેશ થાય છે. ઉપરાંત કાયદા વિશેની જાણકારી, ઉત્પાદિત માલના વેચાણ, ટેકાના ભાવો અંગેની માહિતી વગેરે બાબતોનું પણ વિશ્લેષણ કરવામાં આવ્યું છે.

Table:1 જમીનનું પ્રમાણ

જમીનનું પ્રમાણ	ખેડૂતોનું પ્રમાણ
1 થી 5 એકર	68(64.8%)
6 થી 10 એકર	21(20%)
11 થી 15 એકર	10(9.5%)
16 થી 20 એકર	2(1.9%)
20 કરતાં વધારે એકર	4(3.8%)

અહીં ખેડૂતોની પ્રાથમિક માહિતીઓનું વિશ્લેષણ કરતા જણાવે છે કે લગભગ 68 (64.8%) ખેડૂતો ૧ થી ૫ એકર જમીન ધરાવે છે અહીં નાના અને સીમાંત ખેડૂતોનું પ્રમાણ વધારે જોવા મળ્યું છે. જ્યારે મોટા ખેડૂતોનું પ્રમાણ 4 (3.8ટકા) જણાયું છે.

Table: 2 ખેડૂતોની ઉંમર

25 કરતાં ઓછી	26 થી 50	50 કરતાં વધારે
7(6.7%)	74(70.5%)	24(22. 8)

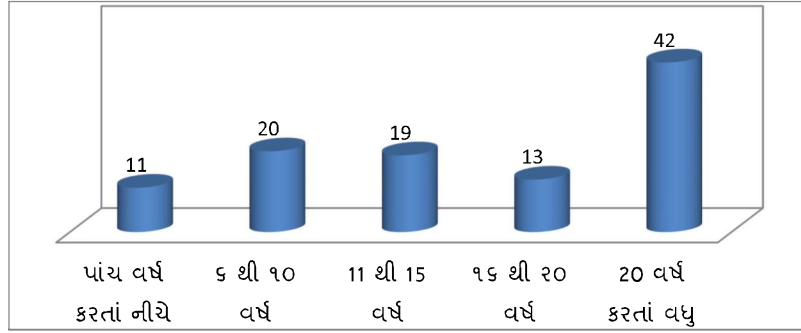
ખેડૂતોની ઉંમર અંગેની માહિતી જોતા જણાય છે કે 74 (70.5) ખેડૂતો ૨૫ થી ૫૦ વર્ષની ઉંમર ધરાવે છે. જ્યારે 25 વર્ષ કરતાં ઓછી ઉંમર ધરાવતા માત્ર 7 (6.8%) ખેડૂતો જોવા મળ્યા છે. જે દર્શાવે છે કે યુવાનોમાં ખેતી પ્રત્યેનો ઉત્સાહ અને આકર્ષણ ઘટતા જાય છે.

Table :3 ખેડૂતોનું શિક્ષણ પ્રમાણ

પ્રાથમિક	હાઇસ્કુલ	કોલેજ	અન્ય
49(47.6%)	24(22.9%)	28(26.7%)	2(3.8%)

ઉપરાંત પ્રાથમિક સુધીનું શિક્ષણ પ્રાપ્ત કરેલા ખેડૂતોનું પ્રમાણ 49 (47.6%) છે. જ્યારે હાઇસ્કુલ સુધીમાં શિક્ષણ પ્રાપ્ત કરેલ ખેડૂતોનું પ્રમાણ 24 (22.9%) અને 28 (26.7%) ખેડૂતોએ કોલેજ સુધીનું શિક્ષણ પ્રાપ્ત કરેલ જણાય છે.

કેટલા વર્ષથી ખેતી સાથે સંકળાયેલા છો?



આકૃતિ : 1 કામગીરીનો અનુભવ

આ સંશોધન અભ્યાસમાં એ પણ જાણવા મળ્યું કે 42 (40 ટકા) ખેડૂતો 20 કરતાં વધુ વર્ષથી ખેતી સાથે સંકળાયેલ છે. જ્યારે પાંચ વર્ષ કરતાં ઓછા સમયથી ખેત કામગીરીનો અનુભવ ધરાવતા ખેડૂતોની સંખ્યા 11 (10.79 ટકા) જોવા મળી હતી.

Table: 4 તમારી પોતાની જમીન છે કે બીજાની જમીનમાં વાવેતર કરો છો?

અન્યની જમીનમાં	13
પોતાની જમીનમાં	92

અહીં 13 (12.4%) ખેડૂતો અન્યની જમીનમાં તથા 92 (87.6%) ખેડૂતો પોતાની જમીનમાં ખેતકામગીરી કરતા જણાયા હતા.

Table: 5 નવા કૃષિ સુધારા બિલ- 2020 અંગે માહિતી?

હા	70 (66.7%)
ના	35 (33.3%)

અહીં ખેડૂતોને પ્રશ્ન પૂછ્યો કે સરકાર દ્વારા પસાર કરવામાં આવેલા નવા કૃષિ સુધારા બિલ- 2020 અંગે માહિતી ધરાવો છો કે નહીં, તેના જવાબમાં 70 (66.7%) ખેડૂતોએ 'હા'માં પ્રત્યુત્તર આપ્યો હતો. જ્યારે 35 (33.3%) ખેડૂતોએ 'ના'માં પ્રત્યુત્તર આપ્યો હતો. અહીં એક શક્યતા એ પણ જણાય છે કે માત્ર પ્રાથમિક સુધીનું શિક્ષણ પામેલા કેટલાક ખેડૂતોને આ કાયદા અંગેની માહિતી ન હોય.

Table: 6 ખેતીક્ષેત્રમાંથી પ્રાપ્ત થતું વળતર પર્યાપ્ત છે?

હા	40 (38%)
ના	65 (62%)

ખેતી અનિશ્ચિતતા સાથે સંકળાયેલ વ્યવસાય છે. આવા સંજોગોમાં ખેડૂતોની પ્રાપ્ત થતી આવકમાં પણ અનિશ્ચિતતા જોવા મળે છે. અહીં ખેડૂતોને ખેતીક્ષેત્રમાંથી પ્રાપ્ત થતું વળતર પર્યાપ્ત છે કે નહીં તે જાણવા પ્રયત્ન કરાયો છે, તેના અનુસંધાને 65 (61.9%) ખેડૂતો પૂરતું વળતર પ્રાપ્ત કરતા ન હતા. જ્યારે 40 (38.9%) ખેડૂતો જણાવે છે કે તેઓને ખેતીક્ષેત્ર માંથી પૂરતું વળતર પ્રાપ્ત થાય છે. અહીં એક બાબત નોંધ લેવી ઘટે કે આ સંશોધન અભ્યાસની માહિતી મુજબ 68(64.8 ટકા) ખેડૂતો પાંચ એકર કરતાં પણ ઓછી જમીન ધરાવે છે. પરિણામે તેમને પ્રાપ્ત થતી આવકની અનિશ્ચિતતા વધુ હોવાની સંભાવના વિશેષ છે.

Table: 7 સરકારના નવા કાયદા વિશે માહિતી

માહિતીનું માધ્યમ	ખેડૂતોનું પ્રમાણ
સંબંધી દ્વારા	10
ટેલિવિઝન દ્વારા	48
છાપા દ્વારા	20
અન્ય માધ્યમ દ્વારા	27

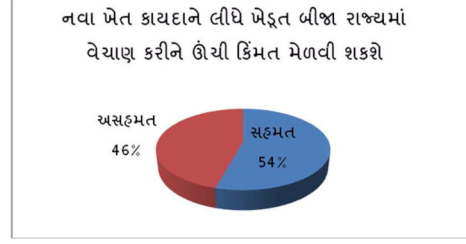
સરકાર દ્વારા પસાર કરેલા કૃષિ સુધારા બિલ- 2020 અંગેની માહિતી ખેડૂતોને ક્યાં માધ્યમ દ્વારા પ્રાપ્ત થઈ તે જાણવાનો પ્રયત્ન કર્યો. તેના પ્રત્યુત્તર જાણવામાં આવ્યું કે 45.7 ટકા ખેડૂતો ને ટેલિવિઝન ના માધ્યમ દ્વારા, 19% ખેડૂતોને છાપા દ્વારા, 9.5 ટકા ખેડૂતોને સંબંધિત દ્વારા તથા 25.8 ટકા લોકોને અન્ય સામાજિક માધ્યમો જેવાકે whatsapp facebook વગેરે દ્વારા જાણકારી પ્રાપ્ત થઈ હતી.

Table: 8 નવા ખેતીના કાયદાને લીધે ખેડૂતોની આવકમાં વધારો થશે?

હા	57 (54.3%)
ના	48(45.7%)

કૃષિ સુધારા બિલ- 2020 એમ.એસ. સ્વામીનાથન પંચની ભલામણને આધારે ખેડૂતોની આવક વધારવા તથા કૃષિક્ષેત્રનો વિકાસ કરવાના હેતુથી પસાર કરવામાં આવેલ. આવા સંજોગોમાં નવા કૃષિ સુધારા ને લીધે ખેડૂતોની આવકમાં શું પરિવર્તન થવાની શક્યતા છે તે અંગેના મંતવ્યો ખેડૂતો પાસેથી જાણવાનો પ્રયત્ન કરવામાં આવ્યો. જેના ભાગરૂપે 57 (54.3%) ખેડૂતો માને છે કે કૃષિ સુધારાને લીધે ખેડૂતોની આવકમાં વધારો થશે જ્યારે 48 (45.7%) ખેડૂતો માને છે કે ખેડૂતોની આવક વધશે નહીં.

નવા ખેત કાયદાને લીધે ખેડૂત બીજા રાજ્યમાં વેચાણ કરીને ઊંચી કિંમત મેળવી શકશે?



આકૃતિ: 2 બીજા રાજ્યમાં વેચાણની શક્યતા

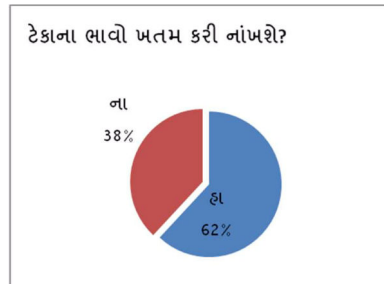
કૃષિ કાનૂન 2020 ખેડૂતોને પોતાનું ઉત્પાદન દેશના કોઈપણ ભાગમાં વિના અવરોધે વેચવાની છૂટ આપે છે છતાં 48 (45.7%) ખેડૂતો માને છે કે નવા કૃષિ કાનૂનનો અમલ આંતરરાજ્ય પાકની વેચાણ ની પ્રક્રિયા ને સરળ બનાવી શકશે નહીં જ્યારે 57 (54.3%) ખેડૂતો માને છે કે પાકનું આંતરરાજ્ય વેચાણ નવા કાયદાના અમલને લીધે વધુ સરળ બનાવશે. ખેડૂતો પોતાના ઉત્પાદનનું આંતરરાજ્ય વેચાણ કરવા ઈચ્છે છે કે કેમ તેના પ્રત્યુત્તરમાં 63 (60 ટકા) ખેડૂતોએ 'હા'માં જવાબ આપ્યો હતો. જ્યારે 42(40 ટકા) ખેડૂતોએ 'ના'માં પ્રત્યુત્તર આપ્યો હતો.

Table: 9 નવા કૃષિકાનૂનનો લાભ

ખેડૂતોને	30 (28.6%)
વેપારીને	75 (71.4%)

કૃષિ કાયદાના અમલની સાથે એક બાબતનો વિરોધ એ પણ છે કે આ કાયદો ખેડૂત કરતા વેપારીની વધુ તરફેણ કરે છે. આ પ્રશ્નનું ઉત્તર ખેડૂતો પાસેથી મેળવવામાં એ જાણવા મળ્યું કે 75 (71.4%) ખેડૂતો માને છે કે નવા કૃષિકાનૂન નો લાભ ખેડૂતો કરતા વેપારીને મળશે જ્યારે 30 (28.6%) ખેડૂતોનું માનવું છે કે આ કાયદાનો લાભ ખેડૂતોને થશે. ઓછી જમીન ધરાવતા નાના અને સીમાંત ખેડૂતો આ કાયદાનો લાભ તેમને પ્રાપ્ત થવાની શક્યતાને નકારે છે.

શું આ નવો કાયદો ટેકાના ભાવો ખતમ કરી નાખશે તેમ તમે માનો છો?



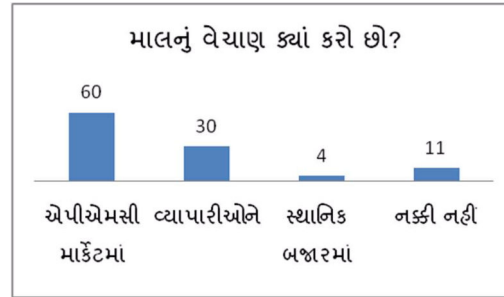
આકૃતિ: 3 નવો કાયદો ટેકાના ભાવો ખતમ કરી નાખશે?

નવા કૃષિ સુધારા બિલનો અમલ થવાથી એપીએમસી બજારની કામગીરી તથા ટેકાના ભાવો અંગેની નીતિ અંગે ખેડૂતોમાં શંકા સેવાઈ રહી છે. આ બિલનો વિરોધ થવાનું આ પણ એક મુખ્ય કારણ દર્શાવવામાં આવ્યું છે. આવા સંજોગોમાં સૌરાષ્ટ્રના ખેડૂતો આ બાબતમાં શું વિચારે છે તે જાણવાનો પ્રયત્ન અહીં કરવામાં આવ્યો તેના પરિણામરૂપે એ જાણવા મળ્યું કે 65 (61.9%) ખેડૂતોને એ શંકા સતાવી રહી છે કે આ કાયદાઓનો અમલ ટેકાના ભાવની ખતમ કરી નાખશે. જ્યારે 40 (38.1%) ખેડૂતો માને છે કે કાયદાને લીધે ટેકાના ભાવ ઉપર કોઈ અવળી અસર થશે નહીં.

કૃષિ સુધારા બિલ કઈ રીતે મદદરૂપ નીવડશે?

કૃષિ સુધારા બિલ ખેડૂતોને કઈ રીતે મદદરૂપ નીવડશે તેના મંતવ્ય માં 45 (42.5%) ખેડૂતો જણાવે છે કે આ બિલને લીધે ખેડૂતો કોઈપણ પ્રકારનો લાભ પ્રાપ્ત કરી શકશે નહીં. જ્યારે 60 (57.8%) ખેડૂતો માને છે કે આ બિલને લીધે ખેડૂતો માટે બજારની વિશાળ તકો ઊભી થશે તથા ખેડૂતોની આવકમાં વધારો થશે.

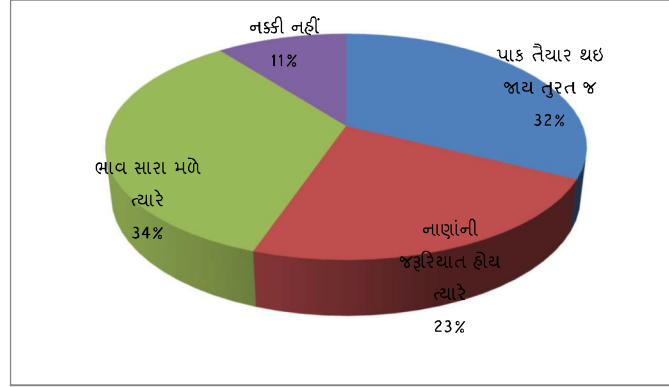
માલનું વેચાણ ક્યાં કરો છો?



આકૃતિ: 4 માલનું વેચાણ

ખેડૂતો પોતાના માલનું વેચાણ ક્યાં કરે છે તે જાણવાનું અહીં પ્રયત્ન કરવામાં આવ્યો તેમાં જાણવા મળ્યું કે 60 (57.8%) ખેડૂતો પોતાના માલનું વેચાણ એપીએમસી માર્કેટમાં કરે છે. 30 (29.5%) ખેડૂતો પોતાના પાકનું વેચાણ વ્યાપારીઓને કરે છે 4 (3.9%) ખેડૂતો સ્થાનિક બજારમાં જ પોતાનું ઉત્પાદન વેચે છે. જ્યારે 11 (10.5%) ખેડૂતો ઉત્પાદનના વેચાણનો નિર્ણય પરિસ્થિતિ તથા સમય મુજબ કોઈપણ જગ્યાએ કરતા હતા. અહીં એક બાબત જોઈ શકાય છે કે શિક્ષણનું પ્રમાણ વધવાની સાથે ખેડૂતોમાં એપીએમસી બજારના ઉપયોગ અંગેની જાગૃતતા વધતી જોવા મળે છે. અહીં ૫૦ ટકા કરતાં વધુ ખેડૂતો એપીએમસી બજારનો ઉપયોગ કરતા હતા.

માલનું વેચાણ ક્યારે કરો છો?



આકૃતિ: 5 વેચાણ સમય

ખેતીક્ષેત્રે ખેડૂતોને પ્રાપ્ત થતી આવકનો આધાર તેઓ તેમના ઉપજનું વેચાણ ક્યાં સમયે કરે છે તેના પર રહેલ છે. યોગ્ય સમયે માલનું વેચાણ ખેડૂતોને ઉપજના ઊંચા ભાવો અપાવે છે. આ અભ્યાસ મુજબ 36 (34.3%) ખેડૂતો ઉપજના ભાવ સારા હોય ત્યારે પોતાના ઉત્પાદનનું વેચાણ કરતા હતા. 24 (22.9%) ખેડૂતો નાણાંની જરૂર જરૂરિયાત હોય ત્યારે કોઈપણ ભાવે માલનું વેચાણ કરતા હતા. 34 (32.4%) ટકા ખેડૂતો પાક તૈયાર થાય કે તુરત જ માલનું વેચાણ કરે છે. આવા સમયે બજારમાં પુરવઠાનું પ્રમાણ વધુ હોવાથી સામાન્ય રીતે ભાવો પણ નીચા હોય છે. ઉપરાંત 11 (10.5%) ખેડૂતોએ પ્રત્યુત્તર આપ્યો કે માલનું વેચાણ ક્યારે કરવું તે કંઈ નક્કી હોતું નથી.

અહીં એક બાબત નોંધવી ઘટે કે 38.9ટકા ખેડૂતોએ આગળ જણાવ્યું હતું કે તેમને ઉપજના યોગ્ય ભાવ મળે છે. જ્યારે 61.1% ટકા ખેડૂતોએ જણાવ્યું હતું કે તેમને ઉપજના યોગ્ય ભાવ મળતા નથી. તો અહીં એક બાબત સિદ્ધ થાય છે કે જે ખેડૂતો પાક તૈયાર થાય તુરત અથવા તો આયોજન વિના ગમે ત્યારે માલનું વેચાણ કરે તો તેવા સંજોગોમાં ઉપજના યોગ્ય ભાવો પ્રાપ્ત કરી શકતા નથી. ખેતી ક્ષેત્ર માટે ઉત્પાદન કરતા વેચાણનું આયોજન વિશેષ મહત્વનું છે. જો ખેડૂતોએ પોતાની ઉપજના યોગ્ય ભાવ પ્રાપ્ત કરવા હોય તો વેચાણ માટેના વિવિધ વિકલ્પોની જાણકારી મેળવવી અનિવાર્ય છે તથા તે અંગેની જાગૃતતા પણ જરૂરી છે.

Table: 10 દર વર્ષે કુલ ઉત્પાદનમાંથી કેટલા ટકા પાકનો બગાડ થાય છે?

10% કરતા ઓછા પ્રમાણમાં	૧૦થી ૨૦ ટકા	૨૦થી ૩૦ ટકા	૩૦ ટકા કરતાં વધારે
10(9.5%)	34(32.4%)	42(40%)	19(18.1)

ખેતીક્ષેત્રે ઉત્પાદિત થયેલ માલનો કસમયે વેચાણ માલનો બગાડ કરે છે. 42(40%) ખેડૂતોના મત મુજબ લગભગ ૨૦થી ૩૦ ટકા માલ નો બગાડ થાય છે. ૩૪ (૩૨.૪%) ખેડૂતો ના મત મુજબ ૧૦થી ૨૦ ટકા માલ નો બગાડ થાય છે. ૧૦ (૯.૫%) ખેડૂતોના મુજબ ૧૦% કરતા

ઓછા પ્રમાણમાં માલનો બગાડ થાય છે. જ્યારે 19 (18.1)ના મત મુજબ 30 ટકા કરતાં વધારે માલનો બગાડ થાય છે. આવા સંજોગોમાં 57 (54%) ખેડૂતો માને છે કે માલની સાચવણી તથા બગાડ થતો અટકાવવા માટે કોલ્ડ સ્ટોરેજની જરૂરિયાત છે.

Table: 11 ખેતીને લાભકારક બનાવવાની મુખ્ય અડચણ કઈ છે?

સિંચાઈની અપૂરતી સગવડ	અયોગ્ય બજાર	પાકના યોગ્ય આયોજનનો અભાવ	અન્ય કારણો
35 (32.3%)	38 (36.2%)	16 (15.2%)	16 (15.2%)

અહીં ખેડૂતોને પ્રશ્ન પૂછ્યો કે ખેતીને લાભકારક બનાવવાની મુખ્ય અડચણ કઈ છે? તેના જવાબમાં 35 (32.3%) ખેડૂતો સિંચાઈની અપૂરતી સગવડને જવાબદાર ગણે છે. 38 (36.2%) ખેડૂતો વેચાણ માટેના અયોગ્ય બજારને કારણરૂપ માને છે. 16 (15.2%) ખેડૂતો વાવેતર સમયે પાકના યોગ્ય આયોજનનો અભાવને જવાબદાર ગણે છે જ્યારે 16 (15.2%) ખેડૂતો અન્ય કારણોને જવાબદાર ગણે છે.

અભ્યાસની મર્યાદા

આ અભ્યાસમાં માહિતીઓનું વિશ્લેષણ સૌરાષ્ટ્રના ખેડૂતોએ આપેલા પ્રશ્નોના ઉત્તર પર આધારિત છે. અન્ય વિસ્તારના ખેડૂતોનો અભિપ્રાય તથા તેના અભ્યાસનું પરિણામ આ અભ્યાસના પરિણામ કરતા અલગ હોઈ શકે.

ઉપસંહાર

આ સંશોધન અભ્યાસના તારણ રૂપે કહી શકાય કે ઓછું શિક્ષણ પામેલા ખેડૂતોમાં આ કાયદા અંગે જાગૃતતા જોવા મળતી નથી. અહીં એ પણ સાબિત થાય છે કે જ્યારે ખેડૂતો તૈયાર થયેલા પાકનું તુરત જ વેચાણ કરે છે તથા કસમયે વેચાણ કરે છે ત્યારે તેઓ ઉપજના પૂરતા ભાવો મેળવી શકતા નથી. આવા સંજોગોમાં ખેડૂતોની આવક વધારવા તથા સશક્તિકરણ માટે પાકના આયોજનની સાથે વેચાણના વિકલ્પો ખેડૂતોને પુરા પાડવા ખૂબ જ જરૂરી છે. આ કાયદાનો લાભ નાના અને સીમાંત ખેડૂતો વિશેષ પ્રમાણમાં લઈ શકે તે માટે બજાર વિશેની માહિતી તથા કાયદા અંગેનું પર્યાપ્ત જ્ઞાન તેના સુધી પહોંચે તે માટે જાગૃતતા કાર્યક્રમોની જરૂરિયાત છે.

References

- Aakhre krushi bill ange kheduto kem aatla chintatur chhe ? Saathe jano sarkar na tark ane javab. (2020, September 18). *ZEE 24 hours*. <https://zeenews.india.com/gujarati/india/What-is-the-concern-of-farmers-on-agriculture-ordinance-bill-2020-zee-24-kalak-11289>. Accessed on February 25, 2021.
- Eva te kya vat hukam lavi rahi chhe mody sarkar ke cabinet maathi ek mantri ne rajinaamu aapvu padyu. (2020, September 17). *GSTV*. <https://www.gstv.in/three-agricultureordinances-against-farmers-harsimrat-kaur-badal-resigns-gujarati-news/>. Accessed on February 18, 2021.
- Gulati, A., Kapur, D., & Bouton, M.M. (2019). Reforming Indian Agriculture. CENTERFOR THE ADVANCED STUDY OF INDIA (CASI) Working Paper. Accessed from: https://casi.sas.upenn.edu/sites/default/files/research/REFORMING%20INDIAN%20AGRICULTURE%20-%20CASI%20WP%20-%20Gulati%2C%20Kapur%2C%20Bouton_0.pdf
- Holla, N. (2020). Pro-farmer Reforms, Ministry of Information and Broadcasting, GOI, 56-59. Accessed from https://www.indembkathmandu.gov.in/docs/1608530907Farmer_Articles_Booklet_compressed.pdf
- Jano ane samzo shu chhe krushi sudhrana na trney bill. *News Ayog*. (2020, November 27). <https://www.newsayog.com/know-everything-about-agricultural-reform-bill-2020-in-simple-language-and-in-details/>. Accessed on February 22, 2021.
- Khedut uttpnn vepar ane vanijya bill, 2020 ane kheduto bhav khatri ane krushi sevao bill pasar. *Dailyhunt*. (2020, September 18). <https://m.dailyhunt.in/news/india/gujarati/all+gujarat+news-epaper-algujnw/khedut+utpann+vepar+ane+vanijy+bil+2020+ane+kheduto+bhav+khatri+ane+krushi+sevao+bil+pasar-news+id-n215580470>. Accessed on February 20, 2021.
- Krushi sudharna bill-2020 mudde gujarat congress jaher karyo virodh karykram. (2020, September 24). *ETV Gujarati*. <https://react.etvbharat.com/gujarati/gujarat/city/ahmedabad/gujarat-congress-announces-protest-program-on-agriculture-bill/Gj20200924171658677>. Accessed on February 22, 2021.

* Dr. Rekha Kaklotkar, Assistant Professor, Dept. of Economics,
Maniben Nanavati Women's College, Mumbai.
E-mail: rekha.kaklotkar@mnwc.edu.in ; Mobile: 99305 51119

STUDY INVOLVEMENT OF SECONDARY SCHOOL STUDENTS: A RESEARCH STUDY

*Jyoti Pandey**

Abstract

Study involvement is a process by which skills, capacities and competencies of students can be enhanced. Such enhancement of faculties can be translated into social performance. Therefore, the study involvement of a student today has a cumulative growth on their future performance (Astin, 1984). Youth is the capital of any country. Nowadays, the younger generation is distracted from their objectives and goals of life due to various artificial attractions around them. The younger generation is busy with the internet and mobile devices hence they are distracted from real education. Such conditions are alarming therefore the present study aims to investigate the study involvement of secondary school students (N=80) with respect to gender and locality. Using Study involvement Inventory developed by Bhatnagar (1971), the collected data reported no significant differences in study involvement of secondary students on the basis of their gender and locality.

Keywords: Study Involvement, Secondary School Students

Introduction

The involvement of students in various scholastic activities is known as study involvement. Study involvement makes learning a pleasant activity. Along with it, it also improves learning outcomes in higher order and develops positive attitudes towards learning. It also facilitates creative productivity among students. Sirohi and Kumar (2011) explored that the boys found more involvement in physical education activities rather than girls on the basis of mean scores, but difference was found to be non-significant at 0.05 level of significance while in another study by Mohamedayupkhan and Mani (2012), it was found that gender has important impact on students personal problems, study involvement and academic achievement. The daily routine problems faced by students at home and in school along with lack of resources also create anxiety which distract students from their routine studies. In another study, Thakur (2012) analysed the locality and its influence on study involvement and other factors related to secondary students and reported that rural and urban women students' did not differ significantly on study involvement. Maharishi and Parameswarim (2013) reported no significant difference in study involvement with regard to gender and area of living. Focusing on parent's support system and their role in students' wellbeing in academic areas, Pangat (2014) reported that it has a positive impact on student's activities and results. He also explained that sometimes lack of resources does not put its influence on study involvement and academic achievement, if parents are cooperative in

academic tasks and their provided support leads them towards success. Tok and Boruwa (2014) found that gender has no significant independent effect on the need areas of achievement, affiliation, autonomy, deference, recognition, order, aggression, nurturance and overall involvement in studies. Sekar and Lawrence (2015) investigated the relationship between study involvement and affect intensity of trainees. The findings reported that there is no significant difference between male and female teacher trainees in their study involvement. Govindarajan (2016) found no significant differences in the study involvement of secondary students on the basis of their gender and locality while Kumar (2018) analysed study involvement of 9th standard students of Kanchipuram district and reported that there is significant differences between boys and girls students study involvement. The girls have more involvement in studies rather than boys. No significant differences reported on the basis of type of schools. Pandey and Pathak (2019) also reported that no significant differences were found in study involvement of senior secondary students on the basis of gender and locality. Review of related literature reveals that a number of studies conducted on study involve graduate and senior secondary level students, so the researcher selected this topic.

Objectives

1. To examine the study involvement of the secondary students.
2. To compare the study involvement of secondary students on gender basis.
3. To compare the study involvement of the secondary students on the basis of locality.

Hypotheses

- There is no significant difference in study involvement of boys and girls students of secondary schools.
- There is no significant difference in study involvement of urban and rural secondary school students.

Methodology

All the students enrolled in secondary schools in Bareilly district in Uttar Pradesh are the population of the study. For sample selection, 80 secondary students have been selected randomly from four secondary schools. To collect data, Study Involvement Inventory developed by Bhatnagar (1971) has been used which consists of 40 items covering ten need areas namely n-Achievement, n-Affiliation, n-Autonomy, n-Deference, n-Recognition, n-Order, n-Aggression, n-Abasement, n-Nurturance and n-Succorance. The test-retest reliability of the inventory is 0.87 and the split-half reliability applying the Spearman-Brown Formula is 0.67. The inventory contains content and constructs validity.

Results and Discussion

After the statistical analysis of collected data, the results are presented in following tables –

Table 1 Gender Differences on Study Involvement (According to ten Need Areas) among Secondary Students

Study Involvement Need Areas	Boys (N=36)		Girls (N=44)		t
	Mean	S.D.	Mean	S.D.	
n-Achievement	7.38	1.14	7.72	0.65	1.62
n-Affiliation	7.42	1.16	7.79	0.62	1.68
n-Autonomy	3.44	1.49	3.20	1.25	0.77
n-Deference	7.17	1.40	6.68	1.18	1.69
n-Recognition	7.19	1.02	7.25	0.93	0.27
n-Order	7.44	1.06	7.79	0.55	1.84
n-Aggression	3.50	1.82	2.57	1.00	2.76**
n-Abasement	4.67	2.19	5.68	1.49	2.43*
n-Nurturance	5.80	1.62	4.95	1.70	2.29*
n-Succorance	6.69	1.84	7.36	1.23	1.91
Total Study Involvement	60.70	7.31	60.99	4.42	0.21

*Significant at 0.05 level of significance

**Significant at 0.01 level of significance

To test the first hypothesis, mean, standard deviation and t values have been calculated and shown in Table 1. The scores on ten need areas namely n-Achievement, n-Affiliation, n-Autonomy, n-Deference, n-Recognition, n-Order, n-Aggression, n-Abasement, n-Nurturance and n-Succorance in case of boys are 7.38(1.14), 7.42(1.16), 3.44(1.49), 7.17(1.40), 7.19(1.02), 7.44(1.06), 3.50(1.82), 4.67(2.19), 5.80(1.62), 6.69(1.84) and on total study involvement is 60.70 (7.31) respectively , While the means scores in case of girls are 7.72(0.65), 7.79(0.62), 3.20(1.25), 6.68(1.18), 7.25(0.93), 7.79(0.55), 2.57(1.00), 5.68(1.49), 4.95(1.70), 7.36(1.23)

dimensions wise and in total is 60.99(4.42) respectively. The calculated t values between both groups are 1.62, 1.68, 0.77, 1.69, 0.27, 1.84, 2.76, 2.43, 2.29 and 1.91, dimension wise and in totality, it is 0.21 respectively.

The calculated t values shows that out of ten need areas, significant differences have been found only on three need areas namely, n-Aggression, n-Abasement, n-Nurturance respectively. On the 7th need area namely n-Aggression, the calculated t value is 2.76 which is significant at 0.01 level of significance and shows significant differences between boys and girls on study involvement. Comparison of mean values of groups reveals that boys scored higher mean values than girls which indicate that boys are more aggressive in nature than girls. In general settings, it is found that boys are considered more aggressive than girls. It is also understood that girls are relatively quiet and less aggressive by nature itself. On the 8th need area namely n-Abasement, the calculated t value is 2.43 which is significant at 0.05 level of significance. While comparing mean values of both groups, it has been found that girls have higher mean value in comparison to their counterparts. This may be due to the fact that girls are naturally more sensitive and emotional than boys. On the 9th need area namely n-Nurturance, the calculated t value is 2.29 which is significant at 0.05 level of significance. While comparing the mean values of both groups, it has been found that boys are more prioritized for nurturance than girls. It may be due to social culture and pattern as boys are always more prioritized than girls. Although societal culture and patterns are changing and both boys and girls are treated equally.

The total study involvement mean scores in case of boys is 60.70 (7.31) while for girls, it is 60.99 (4.42). The calculated t value between the groups is found 0.21 which is not significant at any level of significance. Both boys and girls found similar in total study involvement. Overall, the first null hypothesis that "there is no significant difference in study involvement of boys and girls of secondary schools" is partly accepted and partly rejected. This may be because nowadays, there are changes taking place in society's mindset and approaches. Parents treat their children equally without any gender differences. Today girls also receive equal affection, care, love, freedom and rights in the family as boys. The result of the study is in tune with Tok and Boruwa (2014) and Govindarajan (2016).

To test the second hypothesis, the mean score, standard deviation and t values have been shown in Table 2. Dimension wise, mean scores in case of urban secondary students are 7.74(0.62), 7.62(0.79), 3.33(1.27), 6.89(1.38), 7.19(1.01), 7.79(0.56), 2.76(1.32), 5.17(2.01), 5.74(1.53) and 7.17(1.45) and in total, it is 61.40 (5.51) respectively while means scores for rural students are 7.39(1.14), 7.63(1.06), 3.29(1.49), 6.92(1.22), 7.32(0.81), 7.47(1.04), 3.25(1.65), 5.29(1.79), 4.89(1.82) and 6.95(1.69) and in total 60.40 (6.38) respectively.

Table 2 Locality wise differences on Study Involvement (According to need areas) among Secondary Students

Study Involvement Need Areas	Urban(N=42)		Rural(N=38)		t
	Mean	S.D.	Mean	S.D.	
n-Achievement	7.74	0.62	7.39	1.14	1.66
n-Affiliation	7.62	0.79	7.63	1.06	0.05
n-Autonomy	3.33	1.27	3.29	1.49	0.13
n-Deference	6.89	1.38	6.92	1.22	0.14
n-Recognition	7.19	1.01	7.32	0.81	0.65
n-Order	7.79	0.56	7.47	1.04	1.78
n-Aggression	2.76	1.32	3.25	1.65	1.41
n-Abasement	5.17	2.01	5.29	1.79	0.29
n-Nurturance	5.74	1.53	4.89	1.82	2.23*
n-Succorance	7.17	1.45	6.95	1.69	0.63
Total Study Involvement	61.40	5.51	60.40	6.38	0.75

***Significant at 0.05 level of significance**

The calculated t values between both groups are 1.66, 0.05, 0.13, 0.14, 0.65, 1.78, 1.41, 0.29, 2.23 and 0.63 dimension wise and in total , it is 0.75 respectively which shows that out of ten need areas, significant differences has been found on only one need area namely n-Nurturance. The calculated t value on this need area is 2.23 which is significant only at 0.05 level of significance and depicts significant differences between study involvements of urban and rural secondary students. While comparing the mean values of both groups, it has been found that urban secondary students are in need of more care, love and affection rather than their rural counterparts. The reason behind this type of result indicates that in urban areas, secondary students get more protection , resources and care from their parents and family and have more exposure in comparison to rural students hence on this dimension, both groups found significantly different.

The total mean study involvement scores in case of urban secondary students is 61.40(5.51) while in case of rural background students, it is 60.40(6.38).The calculated t value between groups is found 0.75 which is not significant at any level of significance. Both group students were found to be similar.

Overall, the second hypothesis that there is no significant difference in study involvement of urban and rural secondary school students is fully accepted. The results of the present study were found similar to Govindarajan (2016) who reported that there is no significant difference between rural and urban secondary school students with respect to study involvement.

Conclusion

Study involvement has an impact on various factors such as the home and school environment, interest and aptitude of students, role of teachers and parents especially. Researches revealed that while parents actively invest their time and efforts in teaching their children, the children have clarified concepts in their minds. The support, knowledge and expertise of parents boost confidence in their children, and in such conditions, students always stay focussed on their studies. Along with it, healthy food, good study habits, better lifestyle, enthusiastic environment of home and school also puts a positive impact on student's concentration on studies so that they may be able to perform well in academic and non-academic areas. Hence, parents must be attentive and take interest in all activities of students so it is suggested that awareness should be provided to parents and families through awareness camps, seminars or workshops to provide encouragement to their children for better results in academics. It is important for the teacher to provide better avenues for the students to learn and should motivate them. The students should involve themselves in academics as well as in extra-curricular activities, motivational seminars, workshops, activity based learning programmes so that they may keep themselves physically and mentally fit and will be able to fulfil the aspiration in the academic world.

References

- Astin, A. W. (1984). Student involvement: a developmental theory for higher education, *Journal of College Student Personnel*, 297-308.
- Bhatnagar, A. (1971). *Study Involvement Inventory Manual*. National Psychological Corporation.
- Govindarajan, K. (2016). Study Involvement and Academic Achievement of Secondary School Students. *International Journal of Informative & Futuristic Research*, 3(10), 3876-3880.
- Kumar, A.A. (2018). A research analysis on study involvement among IX standard students, *Research Review - International Journal of Multidisciplinary*, 3(10).
- Maharishi, R., & Parameswari, J. (2013). Influence of emotional intelligence on study involvement among adolescents. *International Journal of Education and Psychological Research*, 2(4), 30-36.
- Mohamedayupkhan, M., & Mani, S. (2014). A study on higher secondary student's personal problems, study involvement and academic achievement. *International Journal of Science and Research*, 3(5), 876-882.

- Pandey, J., & Pathak, P. (2019). Senior secondary students' involvement in studies: A research study. *Printing Area*, 55(2).
- Pangat, F. (2014). Parental encouragement among the secondary students in relation to their study involvement. *International Journal of Interdisciplinary Research*, 1(3).
- Sekar, J. M. A., & Lawrence, A. S. A. (2015). Relationship between study involvement and affect the intensity of B.Ed. college teacher trainees. *Journal of Contemporary Educational Research and Innovations*, 5(4), 167-170.
- Sherif, M., & Cantril, H. (1947). *The Psychology of Ego-Involvement*. Wiley.
- Sirohi, A., & Kumar, A. (2011). A Study of involvement in physical education activities of college students in relation to their gender difference. *VSRD Technical & Non-Technical Journal*, 2(4), 202-212.
- Thakur, S.S. (2012). Study involvement among women students. *International Indexed & Referred Research Journal*, IV (38).
- Tok, R. B., & Boruwa, S. (2014). A study involvement of higher secondary students with regard to their gender and stream of study in Lakhimpur district Assam. *International Journal of Multidisciplinary Approach and Studies*, 1(4), 124-131.

A STYLISTIC STUDY OF DICKENS'S SIMILE EXPRESSIONS IN LITTLE DORRIT: WITH SPECIAL FOCUS ON DEHUMANISED CHARACTERS

Saoko Funada*

Abstract

This paper mainly sheds light on Dickens's use of simile expressions in Little Dorrit (1857), valuable to him in representing how closely the conceptual correlations between human beings and non-human living creatures or artificial things are established in the author's narrative eyes. In this way, this novel leads us to investigate the linguistic mechanisms of various Dickensian simile forms, techniques or mental processes underlying the conceptual linkage/conflict between two different things (i.e. topic and vehicle) that are compared in context. Additionally, my paper also analyses conceptual factors of how dehumanised characters are largely dependent on appearance, personality or favourability. In consideration with how the author shows his appreciation of mechanical qualities and attitudes of the society reflected in the text, this study gives further analysis of the lexical forms, and the 'uniqueness and unconventionalness' of his figurative language and the data of frequency regarding descriptions of the simile device in this novel. These criteria for analysing Dickens's figurative style have led us to conclude that Dickens's dehumanisation by simile makes abundant use of either 'as' or 'like' forms, especially the 'verb + like + noun' form, which can easily evoke specific image of what is described. Another remarkable discovery is that from a semantic standpoint, his similes for human personality are negative and pejorative, for his imagery of animals or objects can be projected onto the author's view towards a variety of dislikable or despicable people. For this reason, his linguistic style is constantly elaborate and rich in humour and vividness, combined to make his use of simile colourful and creative.

Keywords: Dehumanisation, Dickens, Figure Of Speech, Simile, Stylistics

Introduction

The readers of Dickens's literature find the author's successive use of similes, metaphors and metonymies by which a considerable number of characters are depicted as various animal species, supernatural beings, artificial objects or abstract beings. His focus on these rhetorical devices by means of dehumanisation,¹ is reflected by his precise observations of the distinctive traits of characters and the attributes of artificial substances. This allows his linguistic style to constantly be elaborate and rich in humour and vividness. From a linguistic standpoint, Alter (1996: 131) defines Dickens as 'a preeminent rhetorical performer' in terms of Dickens's figurative language, focusing on the visionary power of the author's narrative style and discovering that 'his precise and careful definition by metaphor

of certain qualities of things leads the reader to visualise the scene in his/her mind's eye'. Thus, it is noteworthy that most of Dickens's tropes include symbolic elements, giving the readers colourful images of characters or objects described from every angle. However, his main concern regarding his dehumanisation technique presented by his figures of speech is to not only give detailed representations of their physical appearances or natural attributes but also to reflect that the author's inner emotion or attitude towards the surroundings can largely influence their life and fortune.

In *Little Dorrit* (1857), Dickens attempts to evoke an association between a human being and a non-human living being or a lifeless object in the reader's mind by degrading people to animal-like or object-like state in accordance with their unique dispositions. This type of Dickens's technique is of great value to him in representing how closely the conceptual correlations between human beings and non-human living creatures/artificial substances are established in the author's narrative eyes. In this way, the chief concern of my study is to investigate the linguistic mechanisms of Dickens's use of rhetoric in this novel by shedding light on the forms, techniques or mental processes underlying the conceptual relationship between two different things-i.e. human beings and non-human living creatures or objects-that are compared in context.

Brook (1970: 30-36) refers to the author's frequent and effective use of simile and metaphor and mainly explains the process as one in which the particular nature of a human character is compared with that of a non-human living being or artificial substance. Additionally, other scholars such as Kincaid (1971: 168), Fawcner (1977: 73) and Meier (1982: 9) focus attention on Dickens' converse process by which human characters are dehumanised as if they were artificial substances or animals. Based on their investigations about Dickens' dehumanising similes and metaphors, Tomita (2008b) elucidates the characteristics of these devices in his novels with a focus on the grammatical structures and the semantic classifications regarding a relationship between two dissimilar things from a semantic perspective.

However, among today's linguists, recent studies have started to direct their attention to the idea that metaphors can be examined from a cognitive perspective, as a source of insight into the way concepts are structured (see Lakoff and Johnson, 1980). In terms of the present status of this area of study, some linguists investigate Dickens' figurative expressions considering how human beings can comprehend his figurative expressions through conceptual metaphors (see Funada, 2015, 2016). This method of approach is largely influenced by current scholars such as Deignan (2010), Kvecses (2010) and Goatly (2011), who discuss Lakoff's and Johnson's conceptual metaphor theory and clarify the mechanics of its cognitive process by reflecting the idea that a 'conceptual metaphor' is established within a framework of the conceptual system causing a correspondence relationship between the two things. In this way, the study of rhetoric today involves a wide variety of definitions of metaphor and methods of approach which have developed since the 1980s when Lakoff and Johnson

published the book *Metaphors We Live By* (1980), which has become an essential source of our current metaphor studies. Thus, their cognitive approach is applicable to most of Dickens's particular types of metaphorical language in his novels.

Although metaphor has recently been a more predominant subject of study than simile, the researcher has analysed a large number of similes in *Little Dorrit* in order to explain the grammatical structures and the conceptual relationship between two dissimilar things that are compared in context. Additionally, the paper mainly aims at elucidating the roles and purposes of his use of simile descriptions, although the use of metaphor is far more frequent than that of simile in this novel. For the past decades, the research of metaphor has been given much thought among linguistic scholars, who saw figurative language as something that was construed through conceptual meaning and thought from cognitive standpoint (see e.g. Lakoff and Johnson, 1980; Kövecses, 2010). Despite the growing popularity of the study of metaphor, this paper intends to clarify the point that simile expressions in this novel play a key role in the representations of humans that are associated with animals or objects. In consideration with how Dickens shows his appreciation of mechanical qualities and attitudes of the society reflected in the text, this paper gives further analysis of conceptual factors of dehumanised characters that are largely contingent on appearance, personality or favourability. These criteria will lead the readers to understand how effectively simile works in Dickens's literature.

Devices of Simile in Dickens

Grammatical Analysis

An important first step is to explicate the mechanism of his use of simile, firstly focusing on the grammatical forms. Simile in general is a device of clearly defining the similarities between the two referents (i.e. topic and vehicle²) by the use of comparison terms such as 'like', 'as', 'as if' or 'as though'. Way (1991) refers to simile as an explicit comparison where the similarities are clearly defined by the use of the prepositions 'like' or 'as', while Ikeda (1992) mentions the difference between simile and metaphor in terms of their degrees of power and impact. Although Ikeda says that the use of terms 'like' or 'as' may cause the meaning of simile to become less powerful than that of metaphor, the simile device in this novel plays a significant role for Dickens in depicting particular features of various characters or objects elaborately or fancifully. If all the classifications are applied put forward by Ikeda (1992: 166-8) and Sukagawa (1999: 95-96), eleven types of Dickens's simile structures chiefly common in *Little Dorrit* are visible. To be more precise, eight types of the device with a term 'as' and three other forms with a description using 'like' are found. Examples include the following:

Type I: be (+ as) + Adj + as + N³

- (1) *He is as sweet as honey, and I am as dull as ditch-water.* (LD, 669)⁴

Type II: V + as + N

- (2) The skilful see-saw of Mr. Dorrit and Mr. Merdle, so that each of them sent the other up, and each of them sent the other down, and *neither had the advantage, acted as a sedative on Mr. Dorrit's cough.* (LD, 501)

Type III: V + Adj / Adv + as + N

- (3) *Quick, as lightning, Mr. Pancks, who, for some moments, had had his right hand in his coat pocket, whipped out a pair of shears, swooped upon the Patriarch behind, and snipped off short, the sacred locks that flowed upon his shoulders.* (LD, 669)

Type IV: V + (+ as) + Adj / Adv + as + CLAUSE

- (4) *Bar, who picked up all sorts of odds and ends about Westminster Hall, much as a raven would have done if he had passed as much of his time there, had been picking up a good many straws lately and tossing them about to try which way the Merdle wind blew.* (LD, 588)

Type V: V + as + Adj / Adv + as if + CLAUSE

- (5) "Not entirely of yourself?" said Pancks, *whose face was as damp as if his steam were turning into water as fast as he dismally blew it off.* (LD, 596)

Type VI: V + as if + CLAUSE

- (6) "He's a merry fellow, too," said Mr. Pancks, *admiring him as if he were a mechanical toy.* (LD, 256)

Type VII: look (or seem / appear) + as if (or as though) + CLAUSE

- (7) He had dirty hands and dirty broken nails, and *looked as if he had been in the coals*; he was in a perspiration, and snorted and sniffed and puffed and blew, like a little laboring steam-engine. (LD, 124)

Type VIII: regard (identify / describe / think of / consider, etc.) N1 as N2

- (8) Flora's dashing into a rapid analysis of Mr. Flintwinch's cravat, and *describing him*, without the lightest boundary line of separation between his identity and Mrs. Clenam's, *as a rusty screw in gaiters.* (LD, 522)
- (9) Upon this, a dry old man appeared, whom Mr. Dorrit thought *he identified by his gaiters as the rusty screw.* (LD, 524)

Types I to Types VIII denote the categories of 'as' similes by which the author, using terms 'as' or 'as if', aims at depicting various people as if they were non-human animals or objects on the basis of their personalities. Type I, the 'be (+as) + adjective + as + noun' form, occurs most frequently in *Little Dorrit*. In example (1), it can be discovered that Dickens makes technical use of alliterative forms of simile, which are not merely represented in repeated letters but include some rhythmical sounds. The /d/ sounds in the description 'as dull as ditch-water' is effective in emphasising how clearly others can understand the relationship between Mr. Casby and ditch-water. Moreover, this alliterative expression is one of the conventional types of similes that other authors also extensively use. Although alliteration in simile is frequent in the form of 'as + adjective + as + noun' in Dickens's novels, this form includes no more than one example in *Little Dorrit*. Next, Type II, the 'verb + as + noun' form, and Type III, the 'verb + adj / adv + as + noun' form, are also rarely used in this novel. These are effective methods of describing particular appearances or behaviours of people, although less frequent than the other type like Type I. Another type, the 'verb + as + adj / adv + as + clause' form (Type IV), is occasionally used by Dickens to represent specific behaviours of certain characters or circumstances humorously. Moreover, other simile forms, 'verb + as + adj /adv + as if + clause' (Type V) and 'verb + as if + clause' (Type VI) are particular types of simile with 'as if' or 'as though' clauses. Brook (1970) examines Dickens's favourite technical methods of expression with fanciful 'as if' comparisons, stating that it generally takes the form of invention of some improbable but amusing explanation of the appearance or behaviour of one of the characters. Thus, it can be said that Dickens's 'as if' comparison forms are worthy of attention in that every description is comically or ingeniously represented so the reader can easily understand what the narrator would like to say with regard to unique people or their surroundings from his or her point of view. Further, another simile form, 'look + as if + clause' as in Type VII is also of great use for the author in describing the appearance of certain characters precisely. Ideda (1992) regards similes with the verbs 'look', 'seem' or 'appear' as 'quasi-similes' since the meaning can be lessened by use of these verbs. Besides, we can see yet another comparison form with verbs (Type VIII) such as 'regard' and 'describe' as in (8) and (9). Though very rare in *Little Dorrit*, we can consider the form as one of Dickens's particular devices of simile, for he makes occasional use of comparative descriptions of characters or substances with the term 'as'. Extracts (8) and (9) denote the physical appearance of Mr. Flintwinch twisting his body as a rusty screw. In Dickens's simile, a spiteful or cunning character such as Mr. Flintwinch is frequently treated as an object like a screw so that the readers can recognise his dangerous qualities and the narrator's revulsion towards him. In these contexts, the author comically represents Mr. Flintwinch's mechanical movement as if he were a screw by simile in order to emphasise his queer and cunning personality.

The researcher has also examined another comparison form with the term 'like'. In *Little Dorrit*, three types of 'like' similes can be found:

Type IX: V + *like* + N

- (10) He seemed to have an insatiable delight in appealing to her, and looking at her; *excitedly sticking his hair up at the same moment, like a dark species of cockatoo.* (LD, 324)

Type X: look (or *seem* / *appear*) *like* + N

- (11) Highlander, but it maintained a little one on a bracket on the doorpost, *who looked like a fallen Cherub that had found it necessary to take to a kilt.* (LD, 180)

Type XI: - *like* + N

- (12) [...] she collapsed before *the little keen-eyed crab-like old man.* (LD, 30)

Firstly, Type IX takes the form of 'a verb + like + noun', which is the author's most frequent simile comparison form. In (10), a certain quality or condition of Mr. Pancks is depicted concretely and comically. What is most striking in this context is that Dickens attempts to draw a close analogy between Mr. Pancks and a cockatoo. Thus, the readers can recognise his technically ingenious device and sensitivity to every circumstance that he observes. Similarly, the comparison form of 'a verb *look* + like + noun' (Type X) also plays a significant role in exhibiting the particular figures of people as in (11), where Highlander is dehumanised as a fallen Cherub. Although Type X (i.e. a verb *look* + like + noun) and Type XI (i.e. a verb + suffix *-like* + noun) are less frequent in this novel, these types are effective methods of description for Dickens in order to draw an analogy between two dissimilar things that are compared in context.

The researcher has examined the comparison forms of simile using the suffix *-like*. Hori (2004: 59) focuses on rhetorical collocations of 'adjective + noun' forms and gives a precise explanation of adjective suffixes for metaphor by saying, 'the most productive suffix among denominal adjective suffixes is *-like*, on the grounds that all adjectives collocated with *-like* are considered metaphorical. As such, the readers find that in Dickens' language the suffix *-like* is very productive for metaphorical collocations.⁵ Because of this, it is important to analyse the mechanics and frequency of the '*-like* + noun' forms Dickens is in the habit of using for simile. Some figurative collocations of *-like* tacked onto a noun are given in the following:

(Animals/Fish)

- (13) His head was awry, and *he had a one-sided crab-like way with him*, as if his foundations had yielded at about the same time as those of the house, and he ought to have been propped up in a similar manner. (LD, 26)

(Artefacts)

- (14) By a swift and sudden action of her foot, she drove her wheeled chair rapidly back to it and pulled it violently-still holding her arm up *in its shield-like posture*, as if he were striking at her, and she was warding off the blow. (LD, 40)

(Abstracts)

- (15) *His steam-like breathings*, usually drool in their effect, were more tragic than so many groans: ... (LD, 595-6)

It is a striking characteristic of his '-like + noun' form that it can be semantically divided into three categories of collocations: animals/fish, artefacts and abstracts. In *Little Dorrit*, these categories can be expressed as the 'animal (or fish) + -like + noun', the 'artefact + -like + noun' and the 'abstract + -like + noun' collocations as in (13), (14) and (15). Another important point is that as Goatly (2008) indicates, adjective metaphor is likely to be inactive, and its meanings can be weakened in the sense of being less noticeable, and less likely to give rise to interactive interpretations.

Further, almost all of the author's -like collocations include dehumanisation by which various people are despised or attacked as if they were less than human beings. For example, Dickens has a remarkable tendency of dehumanising a cunning or repulsive character like Mr. Pancks into a steam engine as in (15). The phrase 'his steam-like breathings' represents his mechanical, inhuman behaviour quality.

Techniques

Dickens's rhetorical expressions abound in imagination and ingenuity which may make a great impression on the readers. However, his descriptions do not always depend on his own particular devices, for his novels also include some proverbial similes employed by other poets or authors. Whether they are descriptive or conversational, Dickens makes good use of idiomatic expressions of simile in order to portray different circumstances of the story in his novels. As in (16), the description 'cold as the stone' is very effective in emphasising the degree of the cold and inhuman nature of Mrs. Flintwinch:

- (16) "My nephew, I introduce to you a lady of strong force of character, like myself: a resolved lady, a stern lady, a lady who has a will that can break the weak to powder: a lady without pity, without love, implacable, revengeful, cold as the stone, but raging as the fire." (LD, 644)

However, it is noticeable here that the author's idiomatic, conventional simile expressions also include symbolical effects that suggest the non-human artificiality in a civilised society, as he attempts not only to comically delineate someone's mechanical figure itself, but also to suggest his/her inhuman nature in terms of 'coldness', 'oddity' or 'ferocity',

all of which include negative nuances. Excerpt (16) is reminiscent of other characters in Dickens' novels such as Fagin in *Oliver Twist* and Arther Clennam in *Little Dorrit*, both of whom are regarded as a stone using metaphor. In this way, the author's remarkable tendency of mechanising these types of people with inhuman, machine-like appearances and personalities is reflected in his use of simile.

Another significant point is that Dickens's technical device involves transition from simile to metaphor. In extract (17), the author at first uses a simile to describe the way in which Mr. Flintwinch twists his body like a corkscrew:

- (17) 'Yes, sir', said Jeremiah, twisting himself at the visitor again, as he did during the whole of this dialogue, like some screw-machine that fell short of its grip; for the other never changed, and he always felt obliged to retreat a little. 'She is a remarkable woman. Great fortitude-great strength of mind'. (LD, 302)

In addition, he afterwards uses the device of noun metaphor (i.e. screw) to draw the reader's attention to the reference (noun vehicle-term) and aims to directly evoke a vivid image of the man's mechanical figure and inhuman personality:

- (18) 'They must have been very happy', said Blandois.

'Who?' demanded Mr. Flintwinch, with *another screw* at him. (LD, 302)

Furthermore, it is fundamental to point out that Dickens repeatedly uses the 'screw' metaphor not only for the purpose of depicting Mr. Flintwinch's unique behavior comically or vividly but also in order to insinuate his distinct or queer personality that profoundly influences the surroundings of the story. In this context, the transition from the simile 'like some screw machine' to the metaphor 'another screw' has an effective force of enhancing memory of the readers by revealing the strong clashes between the two dissimilar references, Mr. Flintwinch (a human) and a screw (an object). Therefore, in the readers' mind's eye, the impact of the noun vehicle term 'screw' is strong enough to be more imaginable and recognisable than the phrase with the preposition 'like'.

Frequencies of Dehumanising Similes

As outlined in Table 1, the researcher has examined the frequency of these eleven patterns of simile structures on Dickens's dehumanisation. First, regarding the 'as' similes, the table reveals that the 'be (+ as) + Adj + as + noun' form and the 'verb + as if + clause' form are the most frequent in *Little Dorrit* (11 examples each), whilst the 'verb (+ as) + Adj / Adv + as + clause' form is the second most frequent (5 examples); however, this form is not very frequent in the same manner as the other forms such as the 'verb + as + noun' form or the 'verb + Adj / Adv + as + noun' form, both of which have no more than 1 example each.

Table 1 The Frequency of Grammatical Forms in the Case of ‘As’ Similes

Types	<i>Little Dorrit</i>
be (+ <i>as</i>) + Adj + <i>as</i> + N	11
V + <i>as</i> + N	1
V + Adj / Adv + <i>as</i> + N	1
V + (+ <i>as</i>) + Adj / Adv + <i>as</i> + CLAUSE	5
V + <i>as</i> + Adj / Adv + <i>as if</i> + CLAUSE	2
V + <i>as if</i> + CLAUSE	11
<i>look</i> (or <i>seem</i> / <i>appear</i>) + <i>as if</i> (or <i>as though</i>) + CLAUSE	2
<i>regard</i> (<i>identify</i> / <i>regard</i> / <i>think of</i> , <i>consider</i> , etc.) N1 <i>as</i> N2	3
Total	36

In the case of the 'like' similes, Table 2 demonstrates that the 'verb + like + noun' form (48 examples) is far more frequent of all the simile comparison forms, for this is also very useful in describing a certain quality or condition of human characters specifically. In contrast, the other forms such as the 'look + like + noun' (1 example) or the '-like + noun' (4 examples) are very rare in this novel.

Table 2 The Frequency of Grammatical Forms in the Case of ‘Like’ Similes

Types	<i>Little Dorrit</i>
V + <i>like</i> + N	48
<i>look</i> (or <i>seem</i> / <i>appear</i>) <i>like</i> + N	1
- <i>like</i> + N	4
Total	53

Table 3 illustrates various types of dehumanising terms classified based on the vehicles, namely animals, natural objects, artefacts and abstracts. To begin with, regarding 'as' similes, animal terms include mammals, fish and birds, all of which Dickens is fond of using in his dehumanisation. Also, the findings indicate that artefacts are the most frequently used vehicles of all the terms included in Dickens's dehumanising simile. Noun terms such as marble, stone, mechanical toy or solid furniture are used figuratively with negative connotations, which is effective in symbolising the mechanical figures or inhuman personalities of various

characters. Additionally, the other vehicle terms such as natural objects and abstracts are less frequent in Dickens's dehumanisation.

Table 3 Dehumanising Terms on 'As' Similes in *Little Dorrit*

Animals	
(Mammal)	canine, beast, Italian horse, mule
(Fish)	fish-slice
(Bird)	magpie, raven, old jackdaw, poultry species
Natural Objects	
ditch-water, lightning, old yew tree, honey, rain	
Artefacts	
marble, stone, fire, starch, piece of mechanism, rusty screw, salver, mechanical toy, solid furniture, strong box, the Bank of England, head-dress, steam, institution, house	
Abstracts	
justice, sedative	

Dehumanisation has a high frequency of use in this novel, as the author focuses on delineating every feature of various characters by degrading evil or fearful people to a ghostly or animal-like state. Moreover, Dickens effectively uses the method of depicting particular characters as if they were natural objects/phenomena, artefacts, or even abstracts by simile. Above all, his simile mainly includes a transformation of human beings into lifeless objects, which is far more frequent than that of human beings into natural objects or abstracts. Additionally, this technique is most effective in attacking and lowering the quality of other particular characters. Because of this, the author gives humorous portrayals of various characters on the basis of their personalities for the purpose of not only appraising them coldly but also insinuating his vision of the mechanised, inhuman society that surrounds him.

In other words, the effect of dehumanisation is not a mere embellishment of description but a symbolisation of the inhuman and life-lacking qualities of particular characters. As Tomita (2008b: 12) indicates, almost all of the examples of dehumanisation in Dickens's novels include negative, rather than positive, nuances, since he has a remarkable tendency toward animalising or mechanising naturally unpleasant and villainous characters.

Similarly, as to 'like' simile, Table 4 presents the idea that artefacts are the most frequently used vehicle terms, since the author focuses on despising or degrading various characters into less than human beings, which can be forceful and telling expressions.

Table 4 Dehumanising Terms on 'Like' Similes in *Little Dorrit*

Animals	
(Mammal)	young rats, mad bulls, savage beasts, elephant, lower animal, ape, roused bear, country mouse
(Fish)	crab
(Bird)	dark species of cockatoo, worn-out bird, monstrous birds, young bird
(Insect)	butterfly, spider

Supernatural Beings	
phantom, well-known spectre, Death, ghoul, Mermaid, dried dragoons, fallen Cherub, little ghost, angel	

Natural Objects	
flowers, weeds, river, ripe wall-fruit	

Artefacts	
grim fortress, humming-top, strong wire, statue, steam, the snuff of a candle, steam-vessel, locomotive engine, ninepin, a knot in the glass, ill-adjusted alarum, rushlight, barrel-organ, screw-machine, dinner, clock, staring wooden doll, steam-engine, teetotum, bag-wig, marble	

Abstracts	
clog-hornpipe, shadow, mechanical force, anger, malice	

Discussion

There is a conceptual relationship between two referents, namely 'topic' and 'vehicle', involved in Dickens's simile statements and discuss the way people are dehumanised based on their personalities. In Dickens's dehumanisation, almost all of the human beings are figuratively understood in terms of animal behaviours/appearances or inhumanity of artificial objects. Table 5 indicates how each main character as a topic is transformed into an animal

or object as a vehicle by simile. By looking at the table, we can see that each objectionable male character like Mr. Flintwinch, Mr. Casby or Mr. Pancks is often associated with an artificial object. In a similar way, a female character such as Mrs. General or Mrs. Flintwinch tends to be regarded as a substance such as a machine or stone in negative contexts, which is a marked tendency in Dickens's novels.

Table 5 *Dehumanisation Based on the Main Characters in Little Dorrit*

Male Characters	Vehicles	Female Characters	Vehicles
Mr. Clennam	elephant, river	Mrs. Clennam	head-dress
Barnacle Junior	young bird	Mr. Finching's Aunt	wooden doll, clock, fortress
Jeremiah Flintwinch	mechanical force, screw-machine, rusty screw, tree, old jackdaw, canine	Little Dorrit	marble
Christopher Casby	solid furniture, wall-fruit, honey, ditch-water	Mrs. General	machinery
Mr. Pancks	steam-engine, cockatoo, locomotive engine, steam-vessel, steam, lightning	Mrs. Flintwinch	stone, fire
Mr. Merdle	rushlight, salver, fish-slice, snuff of a candle	Mrs. Gowan	justice

As mentioned above, Dickens has a high tendency to animalise or mechanise unique characters so that he can explain elaborately their behaviours and appearances and evoke a clear image of what is being described. Also, it is worth noting that the author is in the habit of employing object terms for dehumanisation such as marble, stone, doll, furniture, steam, clock or machinery for inanimate similes in order to symbolise each character's mechanical figure or lack of human nature. More specifically, it is certain that the author tends to mechanise a repulsive or cunning character like Mr. Pancks as a steam, steam-vessel, steam-engine or locomotive engine, whilst a perverse character like Mr. Flintwinch is often despised as a screw-machine. This pattern of dehumanising similes represents both characters' personality traits.

Mr. Pancks is mechanised as if he were a steam vessel. He is so spiteful or cunning a character in Dickens's eyes that the author constantly attempts to degrade him to a machine-like state (see Funada, 2015). That is, the semantic association between Pancks and a steam vessel not only comically represents his mechanical figure itself but also symbolises his lack of human attributes. In addition, it is noteworthy that Dickens successively metaphorises

Mr. Pancks as a steam vessel in 100 instances. This repetitive use is of great importance in emphasising his unpleasant character in the novel. In this way, we can identify a conceptual relationship between Mr. Pancks (topic) and a steam vessel (vehicle). This mechanising metaphor therefore plays a significant part in symbolising Mr. Pancks's peculiar figure and various attributes.

Conclusion

The researcher has examined Dickens's simile statements by which various scenes, substances or human characters are vividly or symbolically described. Above all, the author makes abundant use of dehumanisation in order to depict each appearance or personality of human characters as if they were inanimate objects, achieving this by evoking a clearer image of those people and enhancing our memory. As his similes provide various structures and conceptual meanings to each term, we can conclude that his delineations are continuously rich in humour and vividness, as he is exceedingly aware of the dehumanising qualities in mankind and attempts to give a colourful and vivid depiction of each character. Moreover, we can go beyond the linguistic level and deal with the mental structure where we conceive Dickens's simile, mostly in negative contexts, by means of the colligation of the two concepts between the topic and the vehicle. Thus, Dickens's dehumanisation is effective in clearly enunciating his vision of the lifeless society in the novel, and most of his dehumanising expressions are pejorative as some scholars indicate. It is also worth noting that Dickens's dehumanisation appears with exceedingly frequency so that he can enrich his expression of his worldview through his unique figurative devices. In this way, his imagination and sense of humour are reflected in his sophisticated use of simile expressions.

Notes

¹ In my paper, I use the term 'dehumanisation' to refer to Dickens's method of dehumanising people, whether good or bad, into either animals or objects, for the author tends to characterise various types of characters in comparison with non-human living creatures or artificial objects.

² From a cognitive perspective, the two terms the topic and the vehicle are often used as conceptual domains to explain how metaphors are understood in the conceptual system, based on a mapping of the two. Gibbs (2004: 237) points out that listeners/readers understand metaphor by projecting predicates from the vehicle domain to the topic domain. Although this view originated from a theory of the way metaphors function, I use the two terms for similes in this paper, as a means to trace the grammatical forms and the conceptual classifications.

³ I use some abbreviations in this paper: Adj for adjective, N for noun, V for verb, and Adv for adverb.

⁴ The letter and number in round brackets refer to the work and its page number respectively. The letter LD stands for Little Dorrit, the World's Classics edition of Little Dorrit, edited by Harvey Peter Sucksmith, Oxford: Oxford UP, 2008. In addition, bold italics in each quotation are mine to emphasise areas in question.

⁵ This view is based chiefly on Andrew Goatly's remark on denominal adjective suffixes that the suffix -like has no restrictions on its productivity, -y is relatively productive, -ish less so, and -en is not productive at all. This is a citation of his book, *The Language of Metaphors* (1997: 99-100).

References

- Allan, K. (2008). *Metaphor and Metonymy: A Diachronic Approach* (Publication of the Philological Society 42). Wiley-Blackwell.
- Alter, R. (1996). Reading Style in Dickens. *Philosophy and Literature* 20 (1). Johns Hopkins University Press, 130-137.
- Bickerton, D. (1980). Prolegomena to a Linguistic Theory of Metaphor. In M. K.L, C. Michael, C. Haley, & R.F. Lunsford (Eds.), *Linguistic Perspectives on Literature*. Routledge & Kegan Paul.
- Brooke-Rose, C. (1958). *A Grammar of Metaphor*. Secker.
- Deignan, A. (2005). *Metaphor and Corpus Linguistics*. John Benjamins.
- Deignan, A. (2010). The Cognitive View of Metaphor: Conceptual Metaphor Theory. In L. Cameron and R. Maslen (Eds.). *Metaphor Analysis: Research Practice in Applied Linguistics, Social Sciences and the Humanities*. Equinox, 44-56.
- Fawcner, H. W. (1977). *Animation and Reification in Dickens's Vision of the Life-Denying Society*. Liber Tryck.
- Funada, S. (2015). Metaphorical Expressions in *Little Dorrit*: Humanisation and Dehumanisation. *Research Horizons*, 5, 116-128.
- Funada, S. (2016). *A Stylistic Approach to Animal Metaphors in Charles Dickens's Novels: With Special Reference to the First-Person Narrative Perspectives*. Proceedings of the International Conference of PALA 2015. Available Online at: https://www.pala.ac.uk/uploads/2/5/1/0/25105678/funada_saoko.pdf.
- Gibbs, R.W. (1994). *The Poetics of Mind: Figurative Thought, Language, and Understanding*. Cambridge University Press.
- Goatly, A. (1997). *The Language of Metaphors*. Routledge.
- Goatly, A. (2006). *Humans, Animals, and Metaphors*. Society & Animals 14. Koninklijke Brill NV, 15-37.

- Goatly, A. (2011). *The Language of Metaphors*. (2nd ed.). Routledge.
- Hori, M. (2004). *Investigating Dickens's Style: A Collocational Analysis*. Palgrave Macmillan.
- Ikeda, T. (1992). *Eigo Buntairon*. Kenkyusha, 150-165.
- Kincaid, J.R. (1971). Laughter and Point of View. *Dickens and the Rhetoric of Laughter*. Clarendon, 162-191.
- Kövecses, Z. (2010). *Metaphor: A Practical Introduction*. (2nd ed.). Oxford University Press.
- Lakoff, G., & Johnson, M. (1980). *Metaphors We Live By*. University of Chicago Press.
- Lakoff, G., & Turner, M. (1989). *More Than Cool Reason: A Field Guide to Poetic Metaphor*. University of Chicago Press.
- Meier, S. (1982). *Animation and Mechanization in the Novels of Charles Dickens*. Francke, Bern.
- Simpson, J.A., & E.S.C. Weiner, (Eds.). (1989). *The Oxford English Dictionary*. (2nd ed.). Clarendon Press.
- Sommer, B.A. (2011). Zoomorphy: *Animal Metaphors for Human Personality*' *Anthrozoos*, 24(3), 237-248.
- Sukagawa, S. (1999). *Eigo Shikisaigo no Imi to Hiyu*. Seibido, 92-112.
- Tomita, S. (2008a). Rhetorical Expressions by Simile in *David Copperfield*. *Proceedings of the International Conference of PALA 2008*. Available Online at: <http://www.pala.ac.uk/resources/proceedings/2008/tomita2008.pdf>.
- Tomita, S. (2008b). *Similes in Oliver Twist: Humanisation and Dehumanisation*. *ERA*, 25(1-2). 25-42.
- Way, E. C. (1991). *Knowledge Representation and Metaphor*. Kluwer.

Bibliography

- Dickens, C. (1999). *Oliver Twist*. 1837-38. Kathleen Tillotson (Ed.). *The World's Classics*. Oxford University Press.
- Dickens, C. (2008). *Little Dorrit*. 1857. Harvey Peter Sucksmith (Ed.). *The World's Classics*. Oxford University Press.

***Dr Saoko Funada; English lecturer; Fukuoka University, Japan.**
Email: sfunada@fukuoka-u.ac.jp Mobile: 81928716631

MARY SHELLEY'S FRANKENSTEIN - INSPIRATION AND CONTINUITY OF THE DEPICTION OF THE CONFLICT BETWEEN SCIENCE AND RELIGION IN CONTEMPORARY WOMEN'S WRITING

*Bhakti Vaishnav**

Abstract

Frankenstein or The Modern Prometheus was first written and published in 1818 when Mary Shelley was eighteen years old. A combination of her experiences at Villa Diodati with her friends, her own nightmare and knowledge of Luigi Galvani's experiments that caused muscle convulsions in dead frogs through electrical charges - enabled young Mary to create a horror- gothic novel that became the mother of many horror stories for two centuries. There are a number of novels that are inspired directly by Frankenstein in their themes and spirits whereas there are some novels that have based their story on the idea of man's search for creating life through scientific experiments. These adaptations, extensions and inspired versions have depicted, highlighted and sometimes further complicated the tension between faith in science and faith in religion. The proposed paper aims at studying the novels by Jeanette Winterson who has again furthered the scope and range of Mary Shelley's original work. The paper will study the influence of the original work in this novel and will also aim at charting out the ways in which this novel extends the characters, arguments and themes of Mary Shelley's novel and how it contextualises the theme of conflict between faith in science and religion.

Keywords: Mary Shelley, Frankenstein, Science and Religion, Contemporary Women's Writing

"So much has been done ,exclaimed the soul of Victor,--more , far more, will I achieve: treading in the steps of already marked. I will pioneer a new way, explore unknown powers, and unfold to the world the deepest mysteries of creation" (Shelley, 145)

Frankenstein or The Modern Prometheus was first written and published in 1818 when Mary Shelley was eighteen years old. A combination of her experiences at Villa Diodati with her friends , her own nightmare and knowledge of Luigi Galvani's experiments that caused muscle convulsions in dead frogs through electrical charges - enabled young Mary to create a horror- gothic novel that became the mother of many horror stories for two centuries. There are a number of novels that are inspired directly by Frankenstein in their themes and spirits whereas there are some novels that have based their story on the idea of man's search for creating life through scientific experiments. These adaptations, extensions and inspired versions have depicted, highlighted and sometimes further complicated the tension between faith in science and faith in religion. The explorations in the field of

Artificial Intelligence, on the other hand, has triggered people's imagination. The understanding and perception about life, body, soul and brain are changing rapidly and opening up a new world of hope and fear at the same time. Technological advancements are becoming a major preoccupation in the novels of contemporary British novelists. Among them, James Smythe's *Still Dream* and Will Eaves's *Murmur* capture the spirit and philosophy along with the controversies of AI with a futuristic outlook. Whereas Ian McEvan's *Machines Like Me* does not imagine the future but talks about a counter- historical cyborgian past. Jeantte Winterson's novel *Frankissstien* is not only a rewriting of the novel by Mary Shelley but also a philosophical scrutiny of life and death, responsibilities of creation, the possibilities of artificial intelligence and exploration of the world of transsexuality and transhumanism.

The novel begins with Mary Shelley in the villa Diodati with her husband P. B. Shelley, Lord Byron and Claire. This chapter evocatively reconstructs the scene of conception and composition of the novel *Frankenstein*. The imagined dialogues reveal the contemporary notions on gender stereotyping and some aspects of Byron's already known misogyny. Mary Shelley's views as structured by Winterson also represent the fact that she was a feminist like her mother Mary Wollsenkraft. So when she thinks of her horror story her way of looking at horror is quite different from the general concept of Gothic fiction which is considered to be an outlet of women's fears. The common perception about women in relation to Gothic fiction is

"The extravagances of Gothic fiction offered women readers and writers a way of exploring their feelings , of facing their darker fantasies and fears about men, marriage, and their own choices of life" (Walters, 39).

But Mary Shelley's horror story, sometimes labelled as Gothic Fiction is not about women's fear of men and marriage. It is more about arousing fear through the possibility of scientific innovation, man's uncontrolled passion for creating life and examining and imaging the extent of the then scientific theories and beliefs. P.B.Shelley, Byron, Mary, Claire and Polly D. are shown debating about the future innovations and how they would change life in general and literature in specific.

From there, the novel leaps to present times and tells the story of Ry Shelley. Interestingly, Ry is a short form of Mary as Ry himself explains who is a transgender doctor. He meets a celebrated professor Victor Stein who is working at the bleeding edge of "accelerated evolution through "self-designing" life.

Victor Stein is passionate about the possibilities of ending death by preserving brains and combining Artificial Intelligence with the preserved brains to give eternal life to the brain and gradually overcoming the need to have a body to have a life. He practices and preaches 'neuropreservation' that is preservation of brains for developing AI further.

The novel also shows how AI can also be misogynist and encasing on the male's weakness for women. Lord Ron is the character and his creation of robots using AI as female escorts represent the feminist argument. His creation can open up a whole new industry of prostitution through robots and open up a bizarre world of carnal gratification in all possible pervert manners. Even while Victor is making a presentation on future of Artificial Intelligence Winterson voices her feminist concern for the technology through a character who says,

"AI, but in fact the race to create what you call true artificial intelligence is a race run by autistic-spectrum white boys with poor emotional intelligence and flat social skills. In what way will their brave new world be gender neutral - or anything neutral?" (Winterson, 49)

The issue of dissatisfaction with the limitations of the body and the socio-religious constructs about the body is also taken up. The contemporary issues of transgender and their perception of body are also taken up as a major theme of the novel. Stien sees Ry as "a harbinger of future who chose to intervene in their own evolution". But Ry's situation is more rooted in the discomfort of the present. "I am part of a small group of transgender medical professionals, some of us are transhuman enthusiasts too. This isn't surprising: we feel or have felt that we're in the wrong body. We can understand the feeling that anybody is the wrong body" (Winterson, 124).

The other reactions of other characters on Ry's reality is a continuous reminder of the struggles and the marginalisation of the transgender people in the so called advance societies too. Ron and the facilitator who later become the partner of Ron are very comfortable with the notion of making female escort robots even for the priests and for the church but they are shaken by the fact that Ry was a female and has undergone a series of treatment to become what he is now. The attempted rape which Ry escapes by breadth of a hair and his complete silence about it, also represent the plight of such people in the society. On one hand people are not ready to accept them as 'normal' but are ready to take advantage if such people are caught alone or in a vulnerable situation. Victor's relationship with Ry is also quite complicated. Their love and passion are rooted in Victor's search for the artificial intelligence enabling future human life. Ry keeps supplying him with the required body parts and with love while he experiments with self guided and artificially intelligent limbs in his lab. Ry, as a character not only represent the issues and theory of transgender and some of the concerns of queer theory but also voices out philosophical and religious debates on body and gender.

Judith Butler has explored the production of identities and shown her dissent on how labelling of homosexual and heterosexual limits the identity as categories. This way of labelling identity results in exclusions and concealment and becomes a site of regulation. Therefore, she rejects the binary of hetero and homosexual and in *Imitation and Gender Subordination* she says,

"I would like to have it permanently unclear what precisely that sign signifies" (Butler, 309).

Thus, unlike lesbian feminists, she has taken the discussion of queer theory beyond binary. Like the same theory, Winterson too, tries to disrupt the normative sexual identity. She is too subverting the general conception of 'agency' attached with gender and the linked 'performance' with gender identities. The very character of Ry as an agent in the path breaking research of Victor and their relationship reorients the discourse of agency, knowledge and advancement of artificial intelligence. So the next level of human advancement with neuropreservation and robots is projected to have overcome the limitation of body and gender roles. She seems to be echoing Monique Witting,

"So what is this divided being introduced into language through gender? It is an impossible being, it is a being that does not exist, an ontological joke.." (Witting, 6).

Thus, in this quest for creation, as narrated in Frankenstein, it is not just creating the body and life but also of overcoming the limitations of the body and thereby overruling the socio-religious norms about the human body in terms of male and female. It also implies the urge to overthrow the set boundaries of gender and gender roles in the name of religion and culture. So interestingly, when the quest is to end death, it is the end of the body with all its social, cultural and religious norms and preserving the brains to take humans to the next level of evolution or creation. AI and Transhuman is an urge to overcome the barriers of human life and body. But the novel constantly debates on the nature and procedure of the improvement / updation or enhancement of the creation by the Creator.

The very first scene from the present time story of the novel brings out the age old debate between science and belief. When Ry insists on introducing robots to Claire, an attendant on AI Expo, she refuses to go further as she thinks Christianity does not believe in the creation of life only by the ultimate Creator. There is also a long discussion on eternity of the soul and temporariness of human life. The novel also touches the question of perceived linear time and the way certain issues emerge continuously amidst society's progression:

"Our lives are ordered by the straight line of time, yet arrows fly in all directions. Move towards death, while things we have scarcely understood return and return wounding us for our own good" (Winterson, 95).

Thus, through this novel Jeante Winterson positions the questions raised in Frankenstein in our contemporary world. The question of ambition, curiosity and advancement is universal. Human beings wish to overcome the fear of end and the fear of death. So eternity of the soul is a solace given by religion. However science is trying to understand and control the nature of life and death in its own way. Therefore, we have advanced so

much in medicine and the advent of implantations have made us a better biological entity as the novel rightly points out. As shown in the novel, the world of Artificial Intelligence and combined efforts of biology and computer science hope to unravel the mysteries of life and death. There is already research on the way the degeneration and death of cells can be controlled and managed. Therefore, the issues taken up in Frankenstein by Winterson may sound highly futuristic and distant but in reality they have already taken roots. Hence, the debates she raises from religion, philosophy, humanism and gender issues are of the immediate concern for the contemporary world. The novel rightly emphasises on the fact that the rapid scientific innovations and the socio-cultural changes need to engage themselves with ethics and need to have an inclusive approach.

To conclude, it can be said that the rewriting of Mary Shelley's work is also an act of repositioning by Winterson - repositioning the issues and debates raised by Shelley regarding the desired balance of religion and belief to sustain, nurture and advance humanity. Otherwise mankind has already witnessed more than one catastrophe that has been the result of a megalomaniacal, ambitious and insensitive race for advancement in technology. Winterson by repositioning the issues in the contemporary world reiterates the need to be more gender balanced, sensitive, thoughtful and more importantly humane in our pursuit and practices of AI.

References

- Butler, J. (1993). *Imitation and Gender Insubordination*. In H. Abelove, M. Aina Barale, D.M Halperin (Eds.), *Lesbian and Gay Studies Reader*. Routledge.
- Shelley, M. (2010). *Frankenstein*. Maple Press.
- Walters, M. (2005). *Feminism : A Very Short Introduction*. Oxford University Press.
- Winterson, J. (2019). *Frankenstein*. Jonathan Cape.
- Witting, M. (1985). The Mark of Gender. *Feminist Issues*, 5(2), 3-12. Columbia University Press.

***Dr. Bhakti Vaishnav; Assistant Professor; Government Arts and Commerce College, Jadar, Gujarat.**

Email: vaishnavbhakti@gmail.com; Mobile: 9769996948

TRANSLATING SELECTED POEMS OF CHINU MODI: A STRATEGY OF TRANSCREATION

Darshana Bhatt & Reeti Pandya***

Abstract

The present paper endeavors to manifest the heterogeneous dynamics of the politics of translation, specifically Literary translation. The purpose of the present research is to define the correlation between the original text, the formation of translator's ideology to translate the text, and the consequential inception of the translation of the text as transcreation. The process of translating a text is fluid in itself, and thus it can be evolved, changed, and unfolded through an empirical as well as elaborated study of the critical ideology behind it. The various facets of the society, like religion, race, class, and gender can particularly affect the consequential interplay of translator's use of literary tools and techniques. The keen and sensible examination of the communities and cultures initiated the present research which was followed by a careful reading of the original text and literary analysis of it in order to contribute "transcreative-ly" to the world of Literature. The crucial highlights of this research are: the authors' use of cultural terminology and vocabulary and the researchers' meaningful translation of it; the retained soul and meaning of the original text, and the unraveling of the concept of strategy of transcreation that every translator is required to employ. In addition to that, this research also illustrates the comparison between the original pieces of poetry and the translation of it which has been done by the researchers themselves.

Keywords: Culture, Literary Translation, Transcreation

Translation Studies is an emerging creative arena in the field of Literature. It can be proven to be one of the most challenging tasks even for a literary scholar of high regard. The process of translation does not only involve the knowledge of the source language and the target language, but it also requires a dedicated study of both varied cultures to be more accurate and truthful to the piece of literature being translated. The present study possesses an inimitable quality of its own, that the translation of the selected poem has been undertaken by the researchers themselves. The researchers not only have a deep-rooted sense of regard for the author Chinu Modi, but also have shaped the work through a series of intellectual and poetic discussions with him.

Though India has witnessed the assimilation of varied cultures, each and every region has its own distinctive identity. The researcher truly believes that the real identity of Gujarat is inseparable from the existence of its literature. But this literary identity has been restricted for years and has become inaccessible to readers who belong to other nations or cultures due to the unavailability of the translated works. The interaction between two literatures within the boundary of the Nation and outside it can only be made possible through the readiness of the literary scholars to contribute in the field of translation.

The English language has been identified, accepted and acknowledged, here in the present research as *lingua franca*, that might help these different geographical regions to connect with each other, to establish an emotional bond of humanity, and to spread the awareness that even in the distant land of Gujarat, the soul of literary creation survives, which might have remained unknown to the world, but still it has acquired the quality of sublimity which is aspired by all the greatest of the literary creations.

The inheritance of the culture that one acquires is deeply rooted, it cannot be sowed or demolished by any external force. It is the privileged position of any translator who detaches herself/himself from the ties of castes, religion, gender, race or nation, and builds a relation with the word, and strives to attain the meaning, which is believed to be the incarnation of the creator *Bramha* himself. The translator finds out the deeper meaning from the text and puts it on the surface to help the reader to understand it with the proper connotations and denotations. As per the Indian tradition, the word and the meaning, the original work and the translation are the two distinctive creations. It goes in accordance with the Western philosophy and critical theories, which deal with the translation and related critical frame.

The roots of translation have been connected with the concept of *transcreation* since time immemorial, the Eastern Philosophy, especially the Indian Philosophy has accepted its existence. The *Ramayana* and *The Mahabharata* have been *transcreated* many times by the various translators belonging to the various regions of India. For instance, the original text *Ramayana* was only available in the Sanskrit language which is believed to be the language of the aristocratic upper caste people of India, but *Tulsidas* decided to *transcreate* this phenomenal text into the language which can be accessible to the common man. It became a transitional trend during the early 70s' for the various critics who were associated with the Translation Studies, they started to systematize the process of translation by giving it a proper structure, and introducing a set of norms to provide uniformity and theoretical orientation to the existing discipline.

Here, it is very significant to mention the contribution of *P. Lal* who *transcreated* the sacred *Brihadaranyaka Upanishad* into English language. He has also contributed to the discipline of Translation Studies by writing a text entitled *Transcreation* that presents a proper theorization of the nuances of the Translation related criticism. *Sujit Mukherjee* has also traced back the relevance of translations in the earliest of the times in his text called *Translation as Discovery*. With the passage of time, the discipline has also witnessed the intervention of the emergent ideologies of critical studies presented by scholars like *Jacques Derrida*, i.e. *Deconstruction Theory*; *Gayatri Chakravorty Spivak*; and *Tejasvini Niranjana*. The Eastern and the Western Philosophies and their creators have consented to the idea that, though the process of translation is largely driven by nature, it can be shaped only through the employment of both theory and practice.

...translation theory that is in close relationship with the human phenomenon and seen as an inseparable part of it, gains a meaning when theory and practice come together. Seeking an answer to how and why this concept came out means to shed a light on cultural exchange between men, cultures and communities, to understand which work of art was translated for what reason and to understand what it contributed to the communities (Aksoy, 11-12).

Translation of any source text can be attempted by employing many different techniques, such as translating the text by providing meaning for each word, or translating the meaning or the 'sense' of the work. The word-to-word translation is also known as literal translation, that is too technical to be employed in the literary translation. Bharat Muni brought the concept of *rasa* into the philosophy of Indian aesthetics. *Rasa* is the core element of any literary composition, translation too has been acknowledged and accepted as a way of creation. Therefore, it is expected to be the creation that inculcates the fundamental elements of *rasa*.

What makes a literary text different from a non-literary text, is using of such substandard language or particular way of communicating the SL author's idea which give extra beauty and/or literary value and aesthetic dimension to the text (Sa'edi).

During the turn of time, the Indian Philosophy of creation in general and the translation related work in particular have witnessed the various transitions. At a very fundamental level, the purpose of translation could never be unfurled by saying that it is used to convey the 'meaning' of the 'word', rather it goes beyond this and serves the purpose of conveying the fundamental emotions of any literary work. The fact cannot be denied that the language is a tool that helps us to understand the world of translation in a better way, but apart from the need for expression, the Translation Studies requires from the translator to be closer to the sensorial experiences, more observant and sensitive towards the built environment and the 'culture'. Those who fulfil such requirements of the discipline of Translation, can only attain its artistic form. It is also very important to understand the 'context' within which the process of translation takes place.

[I]t does not seem possible at the present time to give a single, precise, technical definition of context, and eventually we might have to accept that such a definition may not be possible. At the moment the term means quite different things within alternative research paradigms, and indeed even within particular traditions seems to be defined more by situated practice, by use of the concept to work with particular analytic problems, than by formal definition (Goodwin, Duranti 1992).

The context may vary from any particular situation in human life, or a larger cultural code or cultural practices. It is the ethical responsibility of a translator to produce the 'transcreation' in the light of the culture and the context with which the literary piece shares a deeper bond. The Western theorists and critics are still debating over a theory which could make the Translation Studies more authentic and scientific. The researchers have managed to analyze the theoretical scenario of Translation Studies, which explains that the Western literary and critical theories are too complex for the readers of different Geographical regions and the cultures.

In 2008, the second edition of the Encyclopedia shows how far this discipline has evolved. It comments on 'new concerns in the discipline, its growing multidisciplinary, and its commitment to break away from its exclusively Eurocentric origins, while holding on to the achievements of the past decades' (Baker, Saldanha, 2009).

It is easier to understand that the entire discourse of Translation Studies is multi-faceted, it intersects not only with two different languages, but also with two different cultures and identity. It also provides a considerable amount of assurance that it brings two humans closer by giving access of the private culture and space to the other human being, by not putting one's self at a vulnerable position, but through agency. It also gives birth to the 'hybrid' ideologies and most importantly to the cultures where humans with the access to the multiple perspectives experience the importance of this scenario.

Translation activity is indispensable in India as a means to build cross-cultural bridges within the country. In the post-Colonial period translation became a very important instrument for negotiating social tensions, language conflicts, social transitions and for identifying the plurality of linguistic expressions and cultural experience and also for understanding the remarkable unity underlying them (Choudhury, 1997).

The researchers have not only attempted to understand the intricacies of this structure of Translation but has also developed the 'strategy' of her own to transcreate the literary texts to make them accessible to the readers of different age, gender, race, and nationality. The translation of a literary text has been looked at here as a strategy for a number of reasons, the process of creating the original text entirely new in a different language and putting it in a completely different set up requires innumerable patience, especially when the poetry is being translated. Poetry as a genre has its own set of complexities, it can be metaphorical and it can never be translated the way prose can be translated. The scholars of any critical tradition might believe that poetic fervor of a literary piece makes it closer to the emotion than to intellect, but the truth is, poetry is a rare combination of intellect and emotion that needs to be decoded by developing a proper structure, and set of rules.

The first factor is structure. It is important to note that structure meant here is the plan of the poem as a whole, the shape and the balance of individual sentences or of each line. So, it does not have to relate directly to the sentential structures or grammar of a language, even in fact it is very much affected by the sentential structure. Thus, maintaining the original structure of the poem may mean maintaining the original structure of each sentence (Hariyanto, 2003).

The aesthetic and emotional value of the poetry should also be taken care of while translating a work of any other poet. In order to make these observations more authentic, the researchers have contributed in the field of translation and translated many Gujarati texts, mostly poetry into English language. The present paper deals with the collection of poetry by Chinu Modi who is a phenomenal poet of Gujarati literature, and also the awardee of some prestigious national awards. It is important to note here that the poems of Modi are originally available in Gujarati language and the English translation has been undertaken by the researchers. The translation of the selected poems of Modi is an amalgamation of different rasas that the original poems have within their existence.

The predominant rasa in his long poems is karuna, as they were written right after the death of his beloved wife. Modi himself states that,

Some may feel that I am a hypocrite or guilty but after reading the poems in this collection their feelings might change. Hansa was a friend, not a beloved for me. But for her I am a friend and a lover both. After converting myself into Irshad, I happily lived with Hansa for many years. This is proof of her love and friendship for me. She was the first listener of my poems during her lifetime (Modi).

To translate these deep-rooted emotions into words of different languages was the most challenging aspect for the researchers. Only face-to-face interaction and sensitivity towards human emotions could possibly trans-create his poetry into English.

O Dweller of Himadri!
Wind now sweeps the room
Moon lights the lamp
And Sun prepares the hot tea everyday.
Frozen dew fills the waterpot
Often rain scrubs my back
And bathe me
Stray dogs open the fridge, drink milk
And come and love (Modi, 1).

The present translation is a part of Modi's long poem, Elegy which was originally written in Gujarati. This version has been created not just by identifying the word-to-word meaning but investing emotionally to be more accurate. The present piece of poetry clearly showcases the void that has been created in the poet's life due to the death of his wife. It narrates a tale of how the everyday chores have created an unbreakable, monotonous pattern which is the dominant theme of the poet. The translators have tried to capture this very emotion while expressing it in a different language. The selection of words and phrases are not a result of literal translation of the poet's use of words, rather they are a product of the translators' understanding and their attempt to be true to its intended meaning. For instance, 'The Dweller of Himadri' is the creation of the translator's imagination and not translated literally from the original poetry.

In the midst of crowded home,
There is one lonely corner
Tried hard I again and again
But failed to make it noisy that- lonely corner
Looks it like a mirror in the light
Many lively reflections can be
Seen (Modi, 17).

The title of the above mentioned and translated piece of poetry is Corner is the result of the keen and sensitive observation of the surroundings and the human beings. But, the following piece from the poet's collection is not just illustrating the void that has been created in the poet's heart but it also demonstrates the vacuum which is intact and has become unescapable for the poet. It is the epitome of his cravings to reach his lost wife.

Where do you live? Explain to me. / If possible, come back to me. /
If this is impossible, call me where you live.

Like these translations mentioned above, the other poems from the collection have been translated following this 'strategy'. The present work is an attempt to be true to the poet's emotions and his poetry. It is an attempt and contribution to the world of literature, especially Translation Studies that is seminal in bridging the gap between two cultures, languages and the way the human emotions are conveyed.

References

- Aksoy, B., Bengi, İ., & Karantay, S. (1995). *Çeviri ve çeviri kuramı üstüne söylemler*. Düzlem.
- Baker, M., & Saldhana, G. (Eds.). (2008). *Routledge Encyclopedia of Translation Studies*, (2nd Ed.). Routledge.
- Bassnett-McGuire. (1980). *Translation Studies*. Methuen & Co. Limited.

- Bhatt, D. (2017). *In Memoriam: A Collection of poems by Chinu Modi*. Rannade Prakashan.
- Brinton, L.J., & Traugott, E.C. (2005). *Lexicalization and Language Change*. Cambridge University Press.
- Choudhury, I. (1997). *The Plurality of Languages And Literature In Translation: The Postcolonial Context*, in *Meta* XLII-2. Les Presses de L'Universite' de Montreal.
- Desai, H. (2006). *Translating Gujarati Fiction and Poetry: A Study with Reference to Sundram's works*. Translation Today, 3(1), CIIL.
- Duranti, A., & Goodwin, C. (1992). *Rethinking Context: Language As An Interactive Phenomenon*. Cambridge University Press.
- Finlay, F. I. (1971). *Teach Yourself Books: Translating*. The English Universities Press Limited.
- Frawley, W. (1953). *Translation: Literary and Philosophical Perspectives*. Associate University Press.
- Hariyanto, S. (2003). Problems in Translating Poetry. *Researchgate*.
https://www.researchgate.net/publication/322735211_Problems_in_Translating_Poetry
- Kothari, R. (2006). *Translating India*. Foundation Books Limited.
- Newmark, P. (1981). *Approaches to Translation*. Pergamon Press.
- Newmark, P. (1988). *Textbook of Translation*. Pergamon Press.
- Reaske, C.C. (1980). *How to Analyze Poetry*. Monarch Press.
- Sa'edi, K. (2004). *An Introduction To The Principles And Methodology Of Translation*. University Center Publications.
- Savory, T. (1959). *The Art of Translation*. Jonathan Cape Limited.
- Trivedi, D. (2014). *Anuvad nu Sarvaiyu*. Presented in Gujarati Sahitya Parishad's Annual Convention at Indore.

***Prof. (Dr.) Darshana Bhatt; HOD & Professor; Department of English, University School of Languages (USL) Gujarat University Ahmedabad.**

****Ms. Reeti Pandya; PhD Scholar, Department of English, University School of Languages (USL) Gujarat University Ahmedabad.**

Email: reeti.pandya13@gmail.com; Mobile: 9173571330

NUTRITION KNOWLEDGE ATTITUDE AND PRACTICE OF HOSPITAL NURSES

Rita Patil* & Komal Balai**

Abstract

Nurses spend more time with patients in the hospital environment compared to any other health-care professionals. The objective of the study was to assess nutritional knowledge, attitude and practice (KAP) of nurses. Two-hundred nurses were randomly selected from a hospital in Pune. 75 male and 125 female nurses participated in the study. A questionnaire was prepared to obtain information about age, educational qualification, employment years, working pattern and KAP. Participants were categorised into different age groups- 20-24 years, 25-29 years, 30-34 years and 35-40 years. Almost all (94%) were full-time workers and 6% were part-time. The mean diet knowledge score was 14.28 ± 5.30 . When the score was compared with the education of nurses, the highest score was received by post-graduates (14.69 ± 2.00). The mean nutrition knowledge score was 12.89 ± 2.54 out of a total score of 26. Males had a higher nutrition knowledge score (14.12 ± 2.059) compared to females (12.15 ± 2.53). Out of a total score of 15, the mean KAP score was 11.22 ± 1.94 for all nurses. This score also was significantly higher ($p=0.01$) for males (11.826 ± 1.427) compared to females (10.86 ± 2.11). When KAP score was studied with employment years, the lowest experience period (2-5) years had the lowest KAP score. The results suggested that the overall nutrition knowledge of nurses is inadequate and the nurses should be given training and lessons about nutrition knowledge to help them look after patients and prevent malnutrition in them.

Keywords: Nutrition, Knowledge, Attitudes, Practices, Nurses

Introduction

In 1859, Florence Nightingale wrote that, "every careful observer of sick patients will agree with this, that thousands of patients are annually starved in the midst of plenty". It is alarming that after over a century, studies report that prevalence of malnutrition in hospitalized patients is about 20% - 50% throughout the world (McWhirter, et al., 1994; Waitzberg, et al., 2000).

There are various causes of malnutrition in patients- dietary deficiencies, underlying disease and therapeutic process (Matthias et al., 2006). Malnutrition also increases the number of complications, hospital stays and the rate of unplanned re-hospitalization (Closs, 1993). Therefore it is important to reduce the risk of malnutrition of patients.

Nursing staff are always the first contact for patients in a hospital. They assess nutritional risk, provide assistance during meals, monitor the intake and find relevant solutions if the required amount of food was not eaten (Crogan, et al., 2001; Xia, et al., 2006). Nurses play an important role in nutrition education, to the patient in terms of their availability, accessibility and the nature of nursing to patients residing in health care facilities. Thus it is important that nurses have good and correct nutritional knowledge. Research on nutritional knowledge of nurses has been reported and concluded that nurses require nutritional knowledge. Nursing programs may not offer sufficient nutrition curriculum (Bender, 1995; Cutler, 1986; Stotts, et al., 1987).

Methodology

This study was conducted with an aim to assess the nutritional knowledge of nurses and assess their attitudes and practices in relation to nutrition. The objectives of the study were to understand the nurses' knowledge about nutrition, their attitude about nutrition and their nurses' practices about nutrition.

The study was a cross sectional study. A total of 200 nurses (125 females and 75 were males), between the age group of 18-40 years participated in the study. The study included nurses who are sisters and brothers working in a Hospital in Pune. An informed consent was obtained from the nurses. The study was approved by the Ethics Committee of Vishwaraj Hospital, Pune.

A questionnaire was prepared to collect the data from the participants. The questionnaire included questions about nutrition education, knowledge, attitude and practice of the nurses. Questions about age, gender, education, nursing license, working pattern (full time, part time), employment years and about nutrition knowledge were asked. Questions included information regarding specific nutrition education in the nursing program; elective courses of nutrition in the curriculum, about therapeutic diets, modified diets etc. (Yalcin, et al., 2013).

The knowledge questions were multiple choice questions and statements regarding nutrition knowledge. Questions included- energy, protein requirements of adults and children; definition of malnutrition; assessing protein energy malnutrition; enzyme for fat digestion etc. Questions about sources of nutrients; deficiencies of protein, iron and BMI for obesity were also included. Few other questions were sources of omega 3 fatty acids; complications of enteral nutrition, preference of enteral over parenteral nutrition; refeeding syndrome; prebiotics and gluten-free products. The participants had to select one correct answer from the given four options. Each correct answer was given a score of 1 and incorrect answer as 0. The total marks were 26 (Hakonsen et al., 2018).

Twenty six statements were used to evaluate nurses' diet knowledge. Questions included various diets used in hospitals (low sodium diet, clear liquid diet, full liquid diet)

etc. Participants had the option of selecting 'agree', 'disagree' or 'I don't know' for each statement. The 'I don't know' option was included to decrease the guessing of answers by the nurses. The answers to the statements were scored as follows- right response = 1, wrong response = 0, 'I don't know' response = 0. Total marks of diet knowledge score were 26 (Theilla et al., 2016).

To understand the attitude and practices, 15 statements were included. Using the Likert scale, participants had to select either- strongly agree, agree, neutral, disagree and strongly disagree for each sentence. The correct answers were marked 1 and incorrect answers were marked 0. The total KAP score was given out of 15.

The data was analysed using Statistical Package for the Social Sciences (SPSS) version 26. Statistical analysis included descriptive analysis, comparisons and distribution between different age groups and genders.

Results

The study included 125 female (sisters) and 75 male (brothers) nurses. The average age was 29 years. Most of the male nurses had completed their graduation whereas more female nurses were diploma holders. Only 12% brothers and 11.2% sisters had completed their post-graduation. Almost all the nurses, 94.4% female and 93.4% male nurses were full time workers in this study and the rest were part-time workers. The employment period of most nurses male or female, was between 2-5 years.

It was observed that the maximum number of nurses (male and female) were registered nurses. Only 10% female nurses and 16% male nurses were licensed practice nurses. About 2.5% of nurses had other licences rather than registered or practice.

Nutrition education is important for nurses. Except 7.2% female nurses and 5.3% male nurses rest all had completed their nursing education from a formal institute. More than half of the nurses had a nutrition course in their curriculum (60% males and 60.8% females). Many of the curricula also had a nutrition course as an elective subject and 69% of the nurses (68% male and 69.8% female nurses) mentioned taking the elective course.

When knowledge about therapeutic diets was considered, it was observed that 73.5% of nurses had therapeutic diets in their nutrition curriculum. Modified diets were also studied by 85.3% of male and 83.2% female nurses. Some nurses (73.5%) mentioned that they assisted patients during meal-times and were taught in the practical curriculum. More female nurses assisted the patients during mealtimes compared to male nurses.

The mean diet knowledge score of all participants was 14.285 ± 5.30 . The score was slightly higher for males (14.53 ± 2.21) compared to the females (14.18 ± 2.42). There was no significance between the diet knowledge score of male and female nurses ($t = -0.785$, $p = 0.433$). The highest score obtained among all nurses was 22, scored by a

female nurse. The lowest score observed was 10 which were scored by more female than male nurses. In the diet knowledge section, maximum nurses scored 50% i.e. 13 points. Table 1 shows the percentage of correct answers for each question.

Table 1 : Diet Knowledge Questions

Sr No	Question	% of correct answers
1	Energy requirement	36.5
2	Protein requirement	59.5
3	Lactation energy requirement	56.5
4	Calories produces during fat metabolism	68.5
5	Important nutrient for children	63
6	Building blocks of protein	60
7	Protein factory of cells	57
8	Malnutrition definition	42
9	Grading protein energy malnutrition	46
10	Digestion of fat after emulsification	41
11	Primary poverty disease	35.5
12	Rich source of vitamin A	48.5
13	Highest contents in hind milk	30.5
14	Mammalian milk high in fat	56
15	Deficiency disease of protein	49
16	Reason for microcytic anemia	42.5
17	BMI for obesity	40.5
18	Rich source of omega3 fatty acids	41.5
19	Deficiency Disease of nutrients	40
20	Potential complication of enteral nutrition	36
21	Enteral nutrition vs. Parenteral nutrition	32
22	Clinical consequence of refeeding syndrome	29.5
23	Gut hormone for promoting appetite	48
24	Example of prebiotic	38.5
25	Manifestations of zinc deficiency	41.5
26	Gluten free foods	68

When the diet knowledge score was compared with education of nurses it was observed that nurses, who had a diploma, scored a mean score of 14.14 ± 2.20 . Post-graduate nurses obtained the highest mean score 14.69 ± 2.00 among all. The nurses who were graduates had a mean MCQ score of 14.39 ± 2.54 which was not very different from the post-graduates. The lowest qualification group had the lowest score of 13.92 ± 2.75 . There was no significant difference between the diet knowledge score and education of nurses ($F=1.645$, $p= 0.180$). The same score compared with the number of working years indicated that more the experience, higher the score. Nurses with an experience of 2-5 years had the mean score which was lowest (14.144). For 6-10 years of employment the mean score was 14.293 and the highest score of 14.679 was in the group which had the most number of years of experience (11-20). However, there was no statistical significance in the mean diet knowledge score and years of employment ($F=0.210$, $p= 0.889$).

Similarly, when the score was compared between age groups, the highest age group 35-40 years had the mean score 14.625. The age group of 30-34 years had a score of 14.71 which was highest among all. In the 25-29 year age group the mean diet knowledge score was 13.93 which was lower than the older age groups. The youngest age group of 20-24 years had the lowest mean score of 13.842.

The mean nutrition knowledge score was 12.89 ± 2.54 ; with the minimum and maximum score being 4 and 18 respectively. Males had a higher score of 14.12 ± 2.059 compared to females (12.15 ± 2.53). The difference in nutrition knowledge score of male and female nurses was highly significant ($t= -5.696$, $p= 0.000$). The highest nutrition knowledge score was 18 out of the total 26.

When the nutrition knowledge score was compared with education, it was observed that graduate nurses had a score 13.06 ± 2.52 . Those who were post-graduate also had a similar mean score (13.0 ± 2.73). The nurses who had a diploma scored lowest in the nutrition knowledge score (12.54 ± 2.47). The least educated (12th pass) undergraduate nurses had the highest mean nutrition knowledge score of 14.07 ± 2.66 . There was no significant difference between nutrition knowledge score and education of nurses ($F= 1.008$, $p= 0.14$).

Nutrition knowledge score was also compared with the work experience. It was noted that nurses with an experience of 2-5 years had the lowest nutrition knowledge score (12.65). Those with an experience of 5-10 years had the highest nutrition knowledge score of 13.58. Nurses with more than 10 years of experience, obtained a mean score of 13.27. It was seen that nutrition knowledge scores may increase with years of experience.

When the nutrition knowledge score was compared within age groups, the youngest age group (20-24) year had the lowest nutrition knowledge score (12.793). In the 25-29 and 30-34 years group, the nutrition knowledge score increased to 12.959 and 13.705 respectively. The highest age group- 35 to 40 years had a mean nutrition knowledge score of 13.15 which was the highest score out of 26.

The mean knowledge, attitude and practice (KAP) score was 11.225 ± 1.942 out of 15 for all nurses. The minimum KAP score was 4 and maximum was 15. However, the mean KAP score for males (11.826 ± 1.427) was higher than the mean KAP score of females (10.864 ± 2.118). There was a significant difference in the KAP score of male and female nurses (Table 2).

Table 2: KAP Score of Nurses

KAP SCORE	MEAN	STANDARD DEVIATION	t	P
MALES	11.8267	1.42728	-3.487	0.01
FEMALES	10.8640	2.11882		
TOTAL	11.2250	1.94248		

KAP Score was compared between different educational qualifications and there was no significant difference between levels of education and the mean KAP score ($F=0.210$, $p=0.889$). When KAP score was studied with employment years, it was seen that the lowest experience period of 2-5 years had the lowest KAP score (12.122). In the 5-10 year experience group, the mean KAP score was highest (12.8140) and in the 11-20 year experience group it was highest, 12.61. Thus, employment years may not affect the KAP score. KAP scores differed in different age groups. The lowest age group of 20-24 years had the lowest KAP score (12.07). The next age group 25-29 years had a mean KAP score of 12.6988. In the 30-34 year group, the mean KAP score was 12.4399. The highest KAP score of 12.7342 was observed in the age group of 35-40 years.

Discussion

Usually any hospital has more female nurses than male nurses and the same was observed in our study. A study by Naseem, et al., (2013) also reported more female and less male nurses (63% females and 37% males) in their study. A study in Canada reported 89% were females and 11% were males in their study (Keller, et al., 2015). The age of nurses in the present study ranged between 18-40 years. Studies with ages approximately the same mean age as our study have been reported (Schaller, et al., 2005; Keller, et al., 2015).

We observed that though 11% were post-graduates only 37% were graduates in our study and 45% were diploma holders. A study conducted by Wilt et al., (1990) in New York observed that 48% nurses had a bachelor's degree; 11% had a master's degree and only 13% were diploma holders. Another study has reported that 74% of the nurses had a bachelor's degree (Naseem, et al., 2013). Studying in a formal institute helps nurses to

increase their knowledge obtained from the practical experiences and the experiences of teachers too. The practical experiences provided in formal education in the form of practical's and internships also help improve their skills.

Some of the nurses in India work part-time jobs. There were < 10% nurses who were working part-time. A study in Ohio, reported only 66% of nurses to be full-time workers and the rest were working part-time (Gonzi, et al., 2014). Nurses who are full-time workers have a greater exposure to the responsibilities. They are available to participate in the hospital activities and develop their skills as compared to the part-time workers.

In India, there are registered nurses and licensed practice nurses as the two main categories of licensure. In our study, most of the nurses (sisters or brothers) were registered nurses. Less than 20% of all participants were licensed practice nurses. A study by Gonzi, et al., (2014) reported 67.8% of nurses being registered nurses, which is less than our observation of 86%. More than one-fourth of their participants (28.2%) had a licensed practice nurse license, which was greater than our observation of 12.5%.

With more years of experience nurses may have more knowledge acquired with practice. While most nurses had 2-5 years of experience, there were comparatively fewer nurses working between 11-20 years. As the number of years of experience increases, the roles and responsibilities of nurses increase. Those with more experience have rights in decision making about the nursing treatment for a patient along with the physician. Also, they tend to have a better understanding with doctors and other health care professionals as compared to nurses with lesser experience. The present study had fewer nurses (42%) with the same number of years of work experience. In another study conducted by Naseem, et al., (2013), there were 64.5% of nurses with a work experience between 1-5 years.

Nutrition Knowledge plays a major role in the nurses' roles and responsibilities in the hospital. They are the ones who are approached by patients initially for dietary guidance. They screen the patients first during the admission and spend maximum time around the patients; observing, assessing and taking care of them. They need to be alert to identify symptoms such as hypoglycemia, hypervolemia, dehydration, etc. during a patient's hospital stay. They also need to identify any functional disability or identify any symptoms, categorize them as underweight, overweight, obese or normal during admission procedure. Therefore it is important that the nurses have basic nutrition knowledge. The nutrition knowledge score obtained in this study was 49.47%. Park et al., (2011) reported the overall nutritional knowledge scores in nurses as 58.4%. The mean score of correct responses to the nutrition knowledge questionnaire was 51.9% in the study by Boaz et al., (2013). The study of Schaller, et al., (2005) reported the mean score to be 60% for Australian nurses. Similar scores of 60% have been reported by Crogan, et al., (2011) also. All these scores can be considered moderate scores of nutritional knowledge in nurses. However, in the present study the mean nutrition knowledge score was 49.5%, which can be said to be a low score.

The curriculum of different nursing degrees has different syllabus of nutrition education modules. With higher qualifications, the course period duration and training is more. Higher the educational qualifications, more is the knowledge and understanding of critical situations and diseases. As the experience increases, their skills and practical knowledge increases. The basic nutrition knowledge that a nurse has gets refreshed time-to-time due to practical experiences and they learn new things. With good knowledge, they may build good attitudes and practices also. Therefore, educational qualification and experience both will influence the diet knowledge of the nurses.

In the present study, there was no difference in the scores with experience. The knowledge of nurses may increase with age as this was seen with the higher score in the older age group. The nutrition knowledge score of 35-40 years was 14.625 which was higher than the score 13.93 of 25-29 years.

Other studies have reported a significant difference in nutrition knowledge and education of nurses (Hakonsen et al., 2018; Park, et al., 2011). This study had contrasting results to the results of our study which indicated that 12th passed graduates had a highest score of 14.07 ± 2.66 , compared to other educational qualifications. There was no significant difference between nutrition knowledge score and education of nurses ($p = 0.180$) in the present study.

The study of Schaller, et al., (2005), observed that nurses with an experience of more than 10 years had a statistically higher nutrition knowledge score than those with lesser experience. In another study in Turkey, the nurses reported that they gained their knowledge about clinical nutrition from their professional experiences (Nurdan et al., 2013). A similar observation was made in our study, where nurses with more experience had more nutrition knowledge scores compared to other nurses with less experience. This suggests that experience can be a better teacher of certain clinical aspects of nutrition.

Conclusion

Having adequate knowledge, positive attitude and practicing correct nutrition together play a major role in taking care of patients. When a nurse has knowledge of all three components she can help patients get well soon. It is very important that the nurse should have adequate nutrition knowledge to understand the nutritional status of the patient. Nurses with good knowledge are likely to help patients in consuming the appropriate diets by convincing the patients. Promoting nutrition practices and providing proper nutrition education to nurses is important.

References

- Bender, D.A. (1995). Nutrition in the curriculum for health]care professionals. *Environmental Management and Health*, 6(3), 14-16.
- Boaz, M., Rychani, L., Barami, K., Hour, Z., Yosef, R., Siag, A., Berlowitz, Y., & Leibovitz, E. (2013). Nurses and nutrition: a survey of knowledge and attitudes regarding nutrition assessment and care of hospitalized elderly patients. *Journal of Continuing Education in Nursing*, 44(8), 357-64.
- Closs, S.J., Helen, L.F., Alison, J.T., & Colin, T.C. (1993). Pain in elderly orthopaedic patients. *Journal of Clinical Nursing*, 2(1).
- Croghan, N.L., Shultz, J.A., Adams, C.E., & Massey, L.K. (2001). Barriers to nutrition care for nursing home residents. *Journal of Gerontol Nursing*, 27(12), 25-31.
- Cutler, L. (1986). Nutrition education in baccalaureate degree nursing schools: 1983 survey results. *Journal of the American Dietetic Association*, 86(7), 932-937.
- Gonzi, P.K. (2014). *Assessment of nursing staffs' self-reported nutrition-related education, knowledge, and roles in feeding assistance* (Master fs dissertation, Kent State University College of Education, Health, and Human Services. https://etd.ohiolink.edu/apexprod/rws_etd/send_file/send?accession=kent1397243329&disposition=inline
- Hakonsen, S.J., Bjerrum, M., Bygholm, A., Kjelgaard, H.H., & Pedersen, P.U. (2018). The Routines, Knowledge and Attitudes towards Nutrition and Documentation of Nursing Staff in Primary Healthcare: A Cross-Sectional Study. *Journal of Community and Public Health Nursing*, 4(3), 220.
- Naseem, S., Afzal, M., Sehar, S., & Gilani, S.A. (2018). Relationship between Leadership Styles of Nurse Managers and Staff Nurses Job Satisfaction in Public Hospital of Punjab, Pakistan. *International Journal of Social Science and Management*, 5(3), 201-208.
- Park, K. A., Cho, W. I., Song, K. J., Lee, Y. S., Sung, I. S., & Choi-Kwon, S. M. (2010). Assessment of nurses' nutritional knowledge regarding therapeutic diet regimens. *Nurse Education Today*, 31(2), 192-197.
- Pirlich, M., Schutz, T., Norman, K., Gastell, S., Lubke, H. J., Bischoff, S. C., Bolder, U., Frieling, T., Guldenzoph, H., Hahn, K., Jauch, K. W., Schindler, K., Stein, J., Volkert, D., Weimann, A., Werner, H., Wolf, C., Zurcher, G., Bauer, P., & Lochs, H. (2006). The German hospital malnutrition study. *Clinical nutrition (Edinburgh, Scotland)*, 25(4), 563-572. <https://doi.org/10.1016/j.clnu.2006.03.005>.

- Schaller, C., & James, E.L. (2005). The nutritional knowledge of Australian nurses. *Nurse Education Today*, 25(5), 405-412.
- Schwartz, N.E. (1976). Nutrition knowledge, attitudes and practices of Canadian public health nurses. *Journal of Nutrition Education*, 8(1), 28-31.
- Senn, A.K, Pobst, S., Mahrer, R. Imhof, R.M., & Imhof, L. (2015). Nurse-led education programme enhancing foot care self-efficacy in high-risk diabetes population: pilot randomized controlled study. *International Diabetes Nursing*, 12(2), 74-78.
- Theilla, M, Cohen, J., Singer, P., Liebman, C., & Kagan, I. (2016). The Assessment, Knowledge and Perceived Quality of Nutrition Care amongst Nurses. *Journal of Nutritional Medicine and Diet Care*, 2(1), 2:012. <https://clinmedjournals.org/articles/jnmde/journal-of-nutritional-medicine-anddiet-care-jnmde-2-012.pdf>
- Waitzberg, D.L, Correia, M.I., & Isabel, T.D. (2003). Nutritional assessment in the hospitalized patient. *Current Opinion in Clinical Nutrition and Metabolic Care*. 6(5), 531-538.
- Whirter, J.P., & Pennington, C.R. (1994). Incidence and recognition of malnutrition in hospital. *BMJ*. 9, 308(6934), 945-958.
- Wilt, S., Hubbard, A., & Thomas, A. (1990). Knowledge, attitudes, treatment practices, and health behaviors of nurses regarding blood cholesterol and cardiovascular disease. *Preventive Medicine*, 19(4), 466-475.
- Xia, C., & McCutcheon, H. (2005). Mealtimes in hospital . who does what? *Journal of Clinical Nursing*, 15, 1221-1227.
- Yalcin, N., Cihan, A., Gungdogdu, H., & Ocakci, A. (2013). Nutrition Knowledge Level of Nurses. *Health Science Journal*, 7(1).

***Dr Rita Patil; HOD, Department of Food and Nutrition, Maniben Nanavati Women's College, Mumbai. Email: rita.patil@mnwc.edu.in; Mobile: 9820032809**

****Dr. Komal Balai; Clinical Dietitian, Working at Ruby Hall Clinic, Pune. Email: kmlbalai@gmail.com; Mobile: 9130093971**

IMPACT OF COVID-19 ON EMPLOYEES AND UNDERSTANDING THE ONGOING STRESS RELATED TO WFH (WORK FROM HOME)

Flosia Moses Simon & Tejali Dattatray Mhatre***

Abstract

The outbreak of COVID-19 pandemic has led to the whole concept of WFH (Work from Home), which has now become mandatory due to the increase in the number of cases every day. WFH is an emerging concept for all the employees working in various sectors. As the employees are experiencing a new concept of WFH somehow it is very difficult and stressful for a majority of employees. It is also difficult for them to maintain balance between work and house routines. The virus is still present and has a negative impact on the mental health of employees. As we struggle to contain the spread of COVID-19, the employees are using teleworking. Excessively using telework can cause depression, risk on mental health, stress etc. The paper aims at analysing the impact that the current pandemic has left on the employees and how stressful it is while still coping with the concept of WFH.

Keywords: COVID-19, Coronavirus, Employees, Work from Home (WFH), Stress.

Introduction

Coronavirus (COVID-19) is a virus which is caused by Severe Acute Respiratory Syndrome Coronavirus 2 (SARS-CoV-2). The outbreak of the virus was first discovered in the city of Wuhan, China in December 2019. In India, the first case of Covid-19 was discovered in Kerala on 30th January 2020. After which in March 2020, there was an outburst of the virus which led to the global pandemic. It is a global disease which is threatening the whole planet, it is a large family of viruses which include symptoms like fever, dry cough, shortness of breath. The Coronavirus pandemic has left a great impact on all the sectors, where everyone in the country is affected by the economy in some way or the other.

Many companies and firms are shut after the nationwide lockdown and most of the employees are working from home. Due to the epidemic, almost everything is made online and everyone is forced to stay at home, which can be stressful for employees while working from home as not all of them are familiar with the concept of WFH. The balance that the employee has to maintain between the house and work routine can be stressful and challenging at the same time. The COVID-19 pandemic has induced market instability and therefore there is an impact on all the sectors and industries like the sharp rise in unemployment, stress on supply chains, decrease in government income, collapse of the tourism industry, collapse of the hospitality industry, reduced consumer activity planning, plunge fuel consumption, rise in LPG sales etc.

Due to the concept of WFH, the working hours of several companies have also increased which has led the employees with constant stress and anger which can also have an adverse effect on their mental health. With employees now getting used to the new normal, almost all the sectors are now following the concept of WFH.

Review of Literature

Hamouche (April, 2020) stated the impact of COVID-19 on employee's mental health, mainly psychological distress and depression. She described the review of the main stress during and post pandemic, as well as the potential moderating factors in the relationship between COVID-19 and employees mental health. The paper also discussed three dimensions of moderators such as organizational, institutional and individual factors. Her goal was to enrich the understanding of Covid-19's impact on employee's mental health, and to suggest avenues for organizational actions from a human resource management perspective, during and post COVID-19 in order to mitigate its effects. The research showed that it helps to broaden the scope of research on workplace mental health, and to provide some insights to managers and human resource management practitioners.

Yamin (May, 2020) described Coronavirus and the history of pandemics and contagious diseases and also the treatment, prevention and myths. The paper focused on counting the cost of COVID-19. It describes the damage caused by COVID-19 to all the sectors such as economic cost, impact on education, cost of COVID-19 to civil aviation and oil industry, social and religious setbacks due to pandemic and other sectors impacted by the same.

P. S. & Mahammad (May, 2020) stated that Work from Home (WFH) can have both positive and negative aspects on the employees. The paper also states how all sectors have now moved online and are being familiar to the concept of WFH. They also carried out a survey wherein they calculated the willingness among employees to WFH and how some employees have a negative impact on it. They also performed Hypothesis testing using the Chi square method to find the willingness that WFH is dependent on gender versus the willingness of employees that are comfortable working from home. The paper concludes with different experiences and perceptions of the employees regarding WFH.

Objectives

1. To study and understand the impact of COVID-19 on employees.
2. To analyse the stress related to WFH in COVID-19.
3. To evaluate and analyse the effect of COVID-19 on employees working from home.

Impact of COVID-19

The novel Coronavirus has proved to be the most disruptive factor in terms of crisis the nation has ever experienced. Due to Covid-19 there is a lot of impact on human life and careers, the economy, food security, education system, travel and tourism industry, Airlines, WFH employees etc.

The Indian economy has suffered tremendously due to the pandemic. According to the Ministry of Statistics, India's growth rate has gone down to 3.1%. The virus will prove to cause the world's worst recession ever. To protect against the deadly virus the Indian Government has taken strict actions. Due to the outbreak, the education system has also completely shifted online wherein children are now attending their classes online. All the webinars and workshops are now conducted on various online platforms. There is also a serious impact on the media industry as cinema halls are shut down, film makers have decided to stop the production of films, TV shows and web series which has impacted several daily wage workers that work for them as many of them might lose their job.

The Union Tourism Ministers have decided that all the national monuments like Taj Mahal, Red Fort, and Qutub Minar etc. will remain closed. All religious places have also been shut down, and they have started live streaming to help the devotees from home. They started imposing entry restrictions as the infection rates increased. It has also affected sports as many of the matches, tournaments are cancelled. The workers working for these stadiums are also suffering due to the cancellation of several matches. Airlines have also suspended and cancelled various domestic and international flights. The Government of India also announced that no international flights will be allowed to land in India. Due to the pandemic, all public transportation remains suspended. Now-a-days people prefer private transport over public transport considering the safety which has left a lot of public rental service companies to suffer. Most of the factories and workplaces are shut down. Many workers were left with no work and no livelihood which made them migrate to their hometowns. Due to no transportation, they were forced to walk hundreds of kilometres to go to their native places. India has left millions of migrant workers unemployed. All supply chains are also affected.

Due to SARS, there is also an impact on the tourism and travel industries, many of the industries have stopped their productions. The nationwide lockdown has also reflected its adverse effect on several Industries, workplaces and global supply chains while the GDP is dropping out. More employees are doing work from home and not everyone has a positive impact on working from home. It can also be challenging for the employees and stressful at the same time while teleworking and remote working. It is also difficult to maintain balance between work and house life. Some employees might even not have the right equipment for working while some might also face internet issues and electricity cut-off which makes it even more stressful. Overall, the pandemic has affected the nation in every way possible.

Methodology

The study is solely based on the responses that were received from employees working from home during COVID-19. The survey was based on Employees working from home during COVID-19 and the on-going stress related to WFH. The survey was taken using Google forms and a total of 106 responses were received from employees belonging to different sectors. The data was collected in July 2020 as all the sectors have adopted WFH and the employees are working from home for more than a month now.

Results & Discussion

Majority of the responses received are from the employees that are from the IT sector. Out of 106 respondents, 84.9% employees are having a good experience and are enjoying WFH while 15.1% employees aren't happy working from home as they do not have the right equipment, and maintaining balance between the house and work is also challenging. As several employees are facing a lot of internet and electricity issues, they are forced to work for more hours to meet their targets which can be stressful for them. Majority of the employees are familiar with the concept of WFH even before this pandemic situation. After the outbreak of the virus, they feel going back to work is unsafe and they would prefer WFH.

Employees are also experiencing stress while working from home, 63% employees feel irritation and anger, 20% feel nervousness and are anxious, 41% feel tired, overwhelmed or burned, 22% feel sad or depressed while 52% employees are even facing trouble while sleeping. Some common work-related factors that add to the stress during pandemic and we found that 52% employees are concerned about the risk of being exposed to the virus at work while 61% find it difficult to take care of personal and family needs while working, 43% employees find managing a different workload is stressful while 51% are facing problems adapting to a different workspace and/or work schedule.

Conclusion

COVID-19 has left a very powerful impact on the world. Everyone in the world is affected by the virus in some way or the other. The worldwide lockdown in this pandemic situation has proved to be the biggest challenge for everyone. The virus has not only affected the economy but has also laid a greater impact on all sectors. This pandemic situation is very stressful and difficult for human life and has also changed their lifestyle. Due to the pandemic, the employees are working from home, as it can have both positive and negative impacts on them. While some employees are happy working from home there are some employees that feel the pressure and are stressed. Employees are stressed over WFH as it has left an impact on their personal life and career. The virus has affected every sector and there are many employees/workers who have lost their jobs. The research paper draws attention towards the impact of COVID-19 and how stressful it is for employees to work from home.

References

- Agast, R. (2020, March 28). Impact of covid-19 on everyday work life. People Matters. <https://www.peoplesmattersglobal.com/blog/employee-relations/impact-of-covid-19-on-everyday-work-life-25145>.
- Das, A. (n.d.). IT executives stressed over Wfh security - times of India. *The Times of India*. <https://m.timesofindia.com/business/india-business/it-executives-stressed-over-wfh-security/articleshow/76253419.cms>.
- Gopinathan, R. (2020, April 26). <https://m.economictimes.com/news/company/corporate-trends/Covid-19-impact-more-staff-in-services-sector-cos-to-work-from-home-in-future-as-well/articleshow/75389088.cms>.
- Hamouche, S. (2020). COVID-19 and Employees' Mental Health: Stressors, Moderators And Agenda For Organizational Actions. *Emerald Open Research*, 2(15). <https://doi.org/10.35241/emeraldopenres.13550.1>.
- NCIRD. (2020, December 23). Employees: How to cope with job stress and build resilience during the covid-19 pandemic. Centers for Disease Control and Prevention. <https://www.cdc.gov/coronavirus/2019-ncov/community/mental-health-non-healthcare.html>.
- NewIndianXpress. (2020, April 28). Work from home: Professionals complain of stress, insomnia, anxiety. *The New Indian Express*. <https://www.newindianexpress.com/nation/2020/apr/28/work-from-home-professionals-complain-of-stress-insomnia-anxiety-2136433.html>.
- Online, F. E. (2020, June 4). COVID-19 impact: Is work from home the new normal? *The Financial Express*. <https://www.financialexpress.com/lifestyle/covid-19-impact-is-work-from-home-the-new-normal/1981037/>.
- P, S., & Mohammad, S. (n.d.). Work From Home During Covid-19: Employee's Perception And Experiences. https://www.researchgate.net/publication/341459773_Work_from_home_during_COVID-19_Employees_perception_and_experiences.
- Praveen, M. P. (2020, June 1). Work from home stressful for most, finds survey. *The Hindu*. <https://www.thehindu.com/news/cities/Kochi/work-from-home-stressful-for-most-finds-survey/article31726942.ece>.
- Seals, T. (2020, March 13). Working from home: Covid-19's constellation of security challenges. *Threatpost*. <https://threatpost.com/working-from-home-covid-19s-constellation-of-security-challenges/153720/>.

- Sharma, S. (2020, April 28). Work from home burnout: Stress, insomnia, anxiety becoming the new normal. *The Economic Times*. <https://m.economictimes.com/magazines/panache/work-from-home-burnout-stress-insomnia-anxiety-becoming-the-new-normal/articleshow/75425733.cms>.
- Sinhmar, D., & Inoue, R. (2020, May 18). Covid-19: Impact on employment conditions in India. *Lexology*. <https://www.lexology.com/library/detail.aspx?g=F4b826c0-a43c-41e6-b45b-408eaa0d5a76>.
- Yamin, M. (2020, May 13). Counting the cost of covid-19. *International Journal of Information Technology*. <https://link.springer.com/article/10.1007/s41870-020-00466-0>.

**Ms. Flosia Moses Simon, Assistant Professor, Department of Computer Science, SIES (Nerul) College of Arts, Science and Commerce, India.*

Email: flosias@gmail.com; Mobile: 9920969307

***Ms. Tejali Dattatray Mhatre; Assistant Professor, Department of Information Technology, SIES (Nerul) College of Arts, Science and Commerce, India.*

GENDER SOCIALIZATION OF YOUTH IN THE FAMILY

Chandrika Raval*

Abstract

India is the second-most populous country in the world, with over 1.21 billion people (2011 census). According to the 2011 census, the youth population in the country including adolescents is around 550 million. In the family Gender socialization is the process of learning the social expectations and attitudes associated with one's sex. This paper is an empirical survey of young students of Ahmedabad. The main objective of this paper is to know the different dimensions of gender socialization of the youth in the family i.e. their gender role, gender stereotypes, gender relations, etc. The sample of 600 students is selected from undergraduate and postgraduate students. The questionnaire is designed as a tool for data collection. This paper is divided into four parts. The first part introduces the sociological perception of gender socialization. The second part is on the methodology. The third part consists of the detailed analysis of the survey and the final part is on findings and suggestions. The study reveals that socio-cultural factors are important in gender socialization. The study indicates that there is a significant effect of gender socialization in the family on the young. The study makes some recommendations for corrective actions.

Keywords: Family, Gender, Socialization, Youth.

Introduction

Family is the first agency of socialization. At the moment of birth, gender socialization starts in the family. From childhood, the youth learn about gender socialization. It means they know about the masculine and feminine traits from their parents. They almost behave according to their parents' expectations.

Sociological Concepts and Theoretical Approaches

Sex, Gender, Socialization, Gender Socialization, Gender Roles, Family, Youth etc concepts and Social learning theory, Cognitive development theory, Gender schema, and Feminist approach are included in this study.

Methodology

Selection of a Problem

The female literacy rate in India is lower than the male literacy rate. According to the Census of India 2011, the literacy rate of females is 65.46% compared to males which is 82.14%.

In the current generation of the youth, the gap is closing at the primary level and increasing at the secondary level. It was interesting to study the gender status amongst families enlightened enough to send children to colleges for higher studies.

Objectives

1. To know the personal background of the youth.
2. To know the socialization patterns in the family of youth.
3. To investigate the gender role in the family.
4. To find the gender relations in the family.

Data Collection

Survey method is used for this study. The primary and secondary data are used for this study. The study is mainly based on quantitative data. Data was collected by structured questionnaires.

The study was carried out in the Ahmedabad city of Gujarat.

Analysis of data

The data is analyzed in four ways with the help of SPSS;

Unit of the Study

The study covers youth of Ahmedabad pursuing graduation and postgraduation from Gujarat University.

Sample

The sample consists of 600 youth of Ahmedabad city. The purposeful sample was selected.

Profile of Respondents

The profiles of respondents cover their Sex, Age, Religions, faculty, family information, etc.

Table 1: Respondent Profile

Sr. No.	Particulars	Frequency	Percentage
	Sex		
1	Female	324	54.00
2	Male	276	46.00
	TOTAL	600	100.00
	Age		
1	19	85	14.17
2	20	97	16.17
3	21	116	19.33
4	22	88	14.67
5	23	85	14.17
6	24	129	21.50
	TOTAL	600	100.00
	Religions		
1	Hindu	468	78.00
2	Islam	85	14.17
3	Others	47	07.83
	TOTAL	600	100.00

The table shows that the majority of the respondents are from the age group of 19 to 24 years and are Hindus.

Faculty of Education

Faculty of respondents	Sex		
	Female	Male	Total
Arts	188	82	270
	58.02	29.71	45.00
Commerce	62	91	153
	19.14	32.97	25.50
Science	23	55	78
	7.10	19.93	1300
Education	35	26	61
	10.80	9.42	10.17
Profession	16	22	38
	4.94	7.97	6.33
Total	324	276	600
	100	100	100

Table 2 indicates that till today female students are in the majority in the Arts faculty whereas male students are greater in number in Commerce, Science, and Professional courses. This shows gender inequality in education.

Caste Composition

25.65 percent are from the general category, 16.73 percent are from Scheduled Caste, 6.63percent from Scheduled Tribe, and 46.16 percent are from Other Backward Class. and 4.8% of them did not reveal their caste.

Nature of the Family

This paper covers two types of family-Joint and nuclear. A joint family is an extended family composed of parents, their children, and the children's spouses and their offspring in one household. In nuclear families, parents and dependent children live together.

45.50 percent of respondents belonged to a joint family and 54.50 percent had a nuclear family. This variable is considered very important for socialization. The socio-cultural and religious beliefs and practices influence socialization patterns.

Average Income of a Family

The income of the parents is an important variable for giving their children facilities.

Table 3: Average Income of a family per month

Sr. No.	Particulars	Frequency	Percentage
1	Below Rs. 20,000/-	180	30.00
2	Rs. 20,001/- to 30,000/-	179	29.83
3	Rs. 30,001/- to 40,000/-	93	15.50
4	Rs. 40,001/- to 50,000/-	61	10.17
5	Above Rs. 50,001/-	87	14.50
	TOTAL	600	100.00

The majority of the youth are from working-class families who have middle and higher-middle-class values.

Acceptance of Birth

The Indian family is by and large patriarchal in structure. 83.33 percent of the respondents said that in their families they gave equal preference for boys and girls. Still, ten percent said that son was important, while 6.67 percent felt that in their families daughter had been given more importance

The birth of a child is important. It shows that now the traditional patriarchal setup is changing in urban middle and higher middle classes in the preference of sex of the child at the time of birth.

Gender inequality in family socialization

Gender inequality refers to unequal treatment or perceptions of individuals based on their gender socialization in the family. It is categorized in four ways: (1) equal, (2) almost equal, (3) to some extent equal, (4) unequal. The following table shows details of the same.

Table 4: Gender inequality in family

	Sex		
	Female	Male	Total
Food			
Equal behavior	297	256	553
	91.67	92.75	92.17
Almost Equal	23	12	35
	7.1	4.35	5.83
To Some extent equal	3	8	11
	0.93	2.9	1.83
Unequal	1	0	1
	0.31	0	0.17

	Sex		
	Female	Male	Total
Recreation			
Equal behavior	259	228	487
	79.94	82.61	81.17
Almost Equal	46	28	74
	14.2	10.14	12.33
To Some extent equal	13	20	33
	4.01	7.25	5.5
Unequal	6	0	6
	1.85	0	1
Sports			
Equal behavior	247	209	456
	76.23	75.72	76
Almost Equal	50	38	88
	15.43	13.77	14.67
To Some extent equal	25	24	49
	7.72	8.7	8.17
Unequal	2	5	7
	0.62	1.81	1.17
Outside the Home			
Equal behavior	221	183	404
	68.21	66.3	67.33
Almost Equal	67	53	120
	20.68	19.2	20
To Some extent equal	26	36	62
	8.02	13.04	10.33
Unequal	10	4	14
	3.09	1.45	2.33
The family live and support affective			
Equal behavior	290	249	539
	89.51	90.22	89.83
Almost Equal	21	18	39
	6.48	6.52	6.5

	Sex		
	Female	Male	Total
To Some extent equal	9	7	16
	2.78	2.54	2.67
Unequal	4	2	6
	1.27	0.72	1
Health			
Equal behavior	292	251	543
	9.12	9.9*4	90.5
Almost Equal	27	15	42
	8.33	5.43	7
To Some extent equal	3	8	11
	0.93	2.9	1.83
Unequal	2	2	4
	0.62	0.72	0.67
Spending Money			
Equal behavior	243	220	463
	75	79.71	77.17
Almost Equal	50	35	85
	15.43	12.68	14.17
To Some extent equal	22	21	43
	6.79	7.61	7.17
Unequal	9	0	9
	2.78	0	1.5
Physical Facilities			
Equal behavior	254	222	476
	78.4	80.43	79.33
Almost Equal	50	32	82
	15.43	11.59	13.67
To Some extent equal	14	13	27
	4.32	4.71	4.5
Unequal	6	9	15
	1.85	3.26	2.5

	Sex		
	Female	Male	Total
Career			
Equal behavior	271	226	497
	83.64	81.88	82.83
Almost Equal	35	29	64
	10.8	10.51	10.67
To Some extent equal	12	8	20
	3.7	2.9	3.33
Unequal	6	13	19
	1.85	4.71	3.17
Driving Vehicle			
Equal behavior	218	192	410
	67.28	69.57	68.33
Almost Equal	59	42	101
	18.21	15.22	16.83
To Some extent equal	35	29	64
	10.80	10.51	10.67
Unequal	12	13	25
	3.7	4.71	4.17

The table shows that there is equal socialization for males and females in the family in the area of food, love and affection, health, etc, but there is some inequality in the area of spending money- 8.66 percent, outside activities- 12.66 percent and use of vehicles - 14.84%, etc.

Some traditions in families are emphasized in this study. It shows that in household practices males are favored over females in matters such as recreation and going out, financial support, driving vehicle, etc.

Gender Roles

"Gender roles are the attitudes and activities that a society links to each sex" (Macionis, 2000: 225)

82 percent of respondents said that in their family they are differentiated in treatment of the role as males and females. 18 percent said that they have been given equal roles in the family.

Most of the young generations are conscious about their attitudes, expectations, beliefs, and practice in gender socialization. They are aware of the patriarchal values in the family. Most of the respondents agree that their families have their norms.

Gender-Based Traits

In response to what type of traits are acceptable as women and men in the family, 68 percent of respondents said that there is a belief in the family that a boy should be active, ambitious, competitive and dominant, and independent. Females should be emotional, gentle, kind, passive, and devoted to family life, etc. 32 percent of respondents said that such strong different socialization in the family that creates unequal roles and power for men and women is not there.

Gender-stereotypical role in the family

The following table shows Gender-stereotypical roles in the family

Table 5: Gender-stereotypical roles in the family

Sr. No.	Particulars	Frequency	Percentage
Home Management			
1	Female	404	67.33
2	Male	15	2.50
3	Both	181	30.17
Taking Care of Children			
1	Female	403	63.17
2	Male	6	1.00
3	Both	191	31.83
Cleaning			
1	Female	498	83.00
2	Male	4	0.67
3	Both	98	16.33
Cooking			
1	Female	526	83.67
2	Male	3	0.50
3	Both	71	11.83

Sr. No.	Particulars	Frequency	Percentage
Washing Clothes			
1	Female	547	91.17
2	Male	9	1.50
3	Both	44	7.33
Outside Work			
1	Female	34	5.67
2	Male	249	41.50
3	Both	317	52.83
Maintaining Accounts and Finance			
1	Female	74	12.33
2	Male	229	38.17
3	Both	297	49.50
Do a job			
1	Female	12	2.00
2	Male	283	48.17
3	Both	305	50.83
Participation in Politics			
1	Female	63	10.50
2	Male	332	55.33
3	Both	205	34.17

Family beliefs influence gender-stereotyping i.e. males as tough, dominant, messy, brave not interested in cooking and cleaning and caring for embers but enjoying sports, video games, and outdoor activities, and women interested in cooking, painting, drawing, like dolls and enjoying house interior decoration, etc.

Almost 50 percent in the family have a male breadwinner. This reveals the fact that men are the main source of income in the family.

The study shows that more than 80 percent of women in the family are still involved in the household for the whole day's work i.e. cooking, cleaning, clothing, washing kitchenware, etc.

The data indicate that patterns of gender-related division of labor in the household are still traditional which shows the responsibilities of the mother as different from that of a father. It can be explained through the gender schemes theory which tends to be polarized so that children believe, what is acceptable and appropriate for male and vice versa (Wharton, 2005: 34)

This research also shows that due to Government policies, urbanization, modernization, westernization and many women being more educated- women have started working outside their homes and slowly started getting prominent posts. The public has begun to see men and women from a more egalitarian viewpoint and as a result gender stereotypical roles are being slowly eliminated from society. However, the family mindset of seniors does not show a significant change. So they perform stereotypical roles.

There is a significant change in the gender stereotypical role in the family. i.e. welcoming guests, outside work, keeping accounts, and maintaining social relationships.

The data shows that even today 47.17 percent of families of the respondents only men go to work for earning. 50.83 percent of respondents revealed that in their family, both males and females work.

The deep root of stereotyping is related to masculine and feminine traits.

Gender relationship in the family

92.50 percentage respondents have male-headed families and 7.50 percentages have women-headed families. It shows the patriarchal structure and male dominance in the family.

The table showing attitudes of parents with respondents

Table 6: Attitudes of parents with respondents

Sr. No.	Particulars	Frequency	Percentage
1	Authoritarian	33	5.50
2	Democratic	42	7.00
3	Both above	207	41.50
4	Friendly	318	53.00
	TOTAL	600	100.00

The table shows that half of the respondents have a friendly attitude toward their parents. 40 % have a democratic attitude with their family and only 5.5% of the parents have authoritarian relations with respondents.

Decision making in the family

The decision-making process is related to power relations in the families. Table 7 Shows the process of decision making in the family.

Table 7: Decision making by the female in the family

Sr. No.	Particulars	Frequency	Percentage
1	Always	337	56.17
2	Almost always	170	28.33
3	Sometimes	77	12.83
4	Never	16	2.67
	TOTAL	600	100.00

56.17 percent of respondent's families involved their women in the decision-making process, 28.33 percent of the women are almost always involved. 12.83% are only occasionally involved. 2.67% of them have no role to play in the decision-making process.

Findings

All respondents belong to the 19 to 24 age group. They are taking education in different faculties but women are greater in number in Arts faculties and whereas males are in majority in commerce and professional faculty. It shows a gender difference in education.

78 percent of respondents follow the Hindu religion with different Caste Categories.

54.50 percent of respondents belong to the nuclear family and 45.50 percent of respondents belong to the joint family.

83.33 percent of the respondent's families accept the birth of a girl or a boy equally in their families.

92.17 percent of respondents said that there is no gender discrimination in the family. It shows significant change in parents' socialization. The family gives them equal opportunities in food, love, affection, health, etc. They adopt equal values and attitudes towards gender equality. This type of trend is useful for the development of the personality of the young. The parents and young have good bonding with each other, so far as the family is concerned

89.83 percent of respondents are experiencing love and affection given by the family.

The data emphasize that there is a significant change in parents' attitude towards gender-equal socialization and activities i.e. recreation, sports, spending money, going outside, etc.

82 percent of respondents have different roles in the family as women and men. They also believe that the patriarchal family system, socio-cultural norms, and attitude is the reason behind this type of gender bias.

68 percent of respondents said that it was the belief in the family that the boy should be active, ambitious, competitive/dominant, Independent, and more self-confident. Females should be emotional, gentle, kind, passive, devoted to family life, etc.

More than 80 percent of women are still playing gender-stereotype roles in the family i.e. cooking, cleaning, clothing, washing kitchenware, etc.

50.83 percent of respondent's families have an equal division of labor in work i.e. responsibility of earning, finance management, and keeping accounts. This shows that there is a significant change in the traditional role of women in the family. The data also reveals that women are not involved in political participation outside.

92.50 percent of respondents have a male-headed family with a patriarchal structure. Most of the respondents have a democratic and friendly relationship in the family. It shows the change in family relationships.

In the decision-making process, 56.17 percent of respondents said that their families always involved them in the process and 28.33 percent were involved occasionally.

Recommendations

Families should change their traditional mindset and accept gender equality.

Government and NGOs should try to make a gender-equal society in terms of admission in careers.

Harmful Masculine and famine culture should be reduced or eliminated from home and workplace.

Regular meetings should be organized with parents, children, and local leaders to discuss gender roles for promoting change in them and more so, in those families who do not send their children to higher studies.

Academicians should develop curricula that allow gender-neutral and reduce harmful and unjustified masculine and famine differentiation.

Harmful Masculine and famine culture should be reduced or eliminated from home and workplace.

References

- Burn, S.M. (1996). *The Social Physiology of Gender*. McGraw Hill.
- Crespi, I. *Socialization And Gender Roles Within In The Family: A Study on Adolescent And Their Parents in Great Britain in* (www.google Scholar). Catholic University of Milan.
- Franklin, S. (Ed.). (1996). *The Sociology of Gender*. Edward Elgar Publishing Limited.
- Holmes, M. (2007). *What is Gender? Sociological Approaches*. Sage Publication.
- Marinova, J. (2003). *Gender Stereotypes and the socialization process* united National, Division for the Advancement of Women in collaboration with I.L.O and others. Experts group meeting report on *The role of men and boys* in achieving gender equality.
- Oakely, A. (1972). *Sex, Gender and Society*. Harper and Row.
- West, C., & Zimmerman, D. (1987). Doing Gender. *Gender and Society*, 1(2), 125-151.

A STUDY ON MEASURING THE CYBER-CRIMINALITY AMONG NETIZENS IN CHENNAI CITY

*Shivalaxmi Arumugham**

Abstract

Situational action theory (SAT) investigates criminal propensity of an individual and asserts that when a person with such propensity is given with opportunities, crime happens. While this theory is applied in several studies, it has not been applied to cybercrimes. This quantitative research explores cyber criminality among internet users in Chennai city based criminal propensity and opportunity. While Eysenck's criminal propensity scale was used to measure the individual's inclination to commit crime, a list of opportunities manipulated by criminals online was formulated. Questionnaires including the Eysenck's criminal propensity scale - adult version and the questions on the use of criminal opportunities were distributed online. The study found that at least 2% of the participants have high cyber-criminality. Considering the perception-choice process, a situation that guides the individuals to take a particular action according to SAT, was a challenge and a limitation to this study. This research can add to the future research focussed on the development of cyber criminality tools.

Keywords: Cybercrime, Criminal Propensity, Criminal Opportunity, Situational Action Theory

Introduction

With the increasing Internet penetration, cyberspace not only provides digital life to billions of people worldwide but is also a breeding ground for criminals. Several researches have been focussing on understanding the causation of cybercrime and whether human behaviour changes as we shift from physical space to cyberspace. Situational Action Theory (SAT) that incorporates the psychological and situational aspects of crime can explain the predictive factors of offending behaviour. There has been no study that has applied SAT to explain online criminal behaviour. With the application of this theory, the section of the population who are in the risk category of offending in cyberspace can be identified. This will further help in formulating appropriate and targeted crime awareness programs for the public.

There are several theories that attempt to explain cyber criminality. Space transition theory focuses on the various dimensions of human behaviour and characteristics of the internet. It is claimed to explain the causation of cybercrime (Jaishankar, 2007). However, some of its postulates are ambiguous and there is no scientific evidence. For example, the first postulate, which suggests that the person with repressed criminal behaviour has a propensity to commit crime, has two main problems. First, there is no definition for repressed

behaviour. Second, 'repressed behaviour' alone cannot define the criminal inclination of a person as Hans Eysenck's personality questionnaire is a proven scale to measure the same. Therefore, this study applies Situational Action Theory in the context of cyberspace.

The aim of this research is to measure the criminal propensity of the internet users in Chennai city, Tamil Nadu. At first, the research paper gives detailed information on the cybercrime in India and elaborates on SAT and criminal propensity. Then, it provides a review of literature on the application of SAT, Eysenck's criminal propensity scale and technology-enabled criminal activities. Then, the paper describes the methodology used for the conduct of the study which is followed by the summary of results and analysis. Finally, the paper concludes by providing the valuable suggestions.

Background

Internet Technologies have been evolving at a rapid rate. Currently, there are more than 1.3 billion websites being hosted and 3.8 billion people use the Internet around the world (InternetLiveStats, n.d). The term cyberspace refers to anything related to computers, the Internet, websites, E-mails, software, hardware and electronic devices such as mobile phones, ATM machines, etc. This is a special space where no monitoring, policing, or any other barriers have been found extensively for restricting any suspicious activities.

There are several definitions for cybercrimes. The International Police Institution categorizes cybercrimes into two main categories depending on the level of internet technology involved in the crime. They are advanced cybercrime and cyber-enabled crime. While the former includes high technology manipulation for the destruction of internet technologies, the latter represents the traditional crimes that are aided by technology (Interpol, n.d)

The other definition defines Cyber Crime as any unlawful act that is carried out on or using internet technologies. It is categorized as crimes against persons (eg: Defamation, Sextortion), crimes against property (eg: copyright infringement, spreading malicious software), and crimes against government (eg: cyber warfare, cyber terrorism).

Situational Action Theory

Developed in the late 1990s, Situational Action Theory (SAT) addresses the need to specify how theories should explain the causation of crime and the lack of integration of the roles played by people and places and the interaction of both in crime causation. SAT highlights that crime is the result of the combination of criminal propensity and criminal exposure of a person. Wikstrom in his study states that when the interaction of criminal propensity and criminogenic exposure takes place, it leads to crime. He uses morality and self-control capability to describe individual's propensity and influence of peer groups in criminogenic exposure among the early to mid-adolescence groups. (Wikstr?m, 2009) Although peer influence is a huge factor in criminal involvement, adult offenders are different from

juvenile delinquents. In a study that delineates the differences between juvenile and adult offenders, it is mentioned that juveniles rely more on their peer network than the adults (Richards, 2011). Therefore, adult criminogenic exposure does not value the peer network influence on their criminal activity to a greater extent.

SAT is based on the understanding that it is people who perceive different actions, make choices and execute them in response to their motivations they experience. These causes of people's actions are situational in nature. Therefore, there are certain combinations of the person's propensities of action and the environment that lead to crime. These combinations depend on the motivations and perception of action alternatives and result in a specific situation (Wikström, 2019). In order to find the cyber criminality of an individual, it is important to understand their propensities to commit crime and the criminogenic environment that they are around. The inclination of an individual to commit a crime or act in a deviant manner depends on their psychological make up.

Criminal Propensity

Criminal propensity is nothing but the natural tendency or inclination of an individual to behave in a certain way that amounts to crime. Hans Eysenck proposed three major dimensions of temperament through personality which can define the criminal tendency of any individual. They are Extroversion/Introversion, Neuroticism and Psychoticism. Neuroticism is the trait that concerns guilt, low self-esteem, tenseness, irrationality, anxiety, fear, moodiness, worry, envy, frustration, jealousy, and loneliness. In short, it represents the absence of stability. Psychoticism refers to the aggressiveness, coldness, egocentricity, impulsivity, and antisocial behavior, lack of empathy, creativity, and tough-minded attitude. While extroverts are very sociable and prefer talking with people, introverts on the other hand, are quiet and enjoy their own company. Eysenck found that women score higher in neuroticism and men score higher in psychoticism. (Artforlibraries, n.d)

In 1978, Eysenck proved that anti-social behavior as a measure of criminal propensity through his personality inventory. He used the Junior Eysenck Personality Questionnaire to five groups of adolescent boys. The four groups of 20 each were picked based on the school staff rating and self-report on antisocial behavior. But, the fifth group consisted of delinquent boys in the detention center. It is found that the well behaved boys scored low on in anti-social behavior whereas the delinquent and the badly behaved boys scored higher (Eysenck, 1978). Several studies have agreed to the findings of Eysenck about the high levels of psychoticism, extroversion, and neuroticism positively related to criminality and antisocial behavior (Holman & Quinn, 1992; Hollin, 1992; Vaughan and Hogg, 2002). Several researches with Eysenck's inventory have proved that there exists a correlation between the criminality and the three dimensions of personality.

Cyber Criminal Opportunities

According to the Interpol, cybercriminals manipulate the speed, convenience, and anonymity of the internet (Interpol, n.d). The main use of the internet for organized crime is group activity. They not only form groups, but find potential partners, negotiate with their deals, and execute their plans. In order to convert the black money into white or legitimate looking money, it is found that online games have been used. Real money or bit coins were used to buy or sell items in the online games. Additionally, online games allow creation and use of an unlimited number of accounts (Kelly, 2015). The money obtained through illegal means can be used to purchase anything in the game and finally the rewards can be collected as real money. Another area of the Internet that ensures complete privacy and anonymity is the dark net. Dark net is accessible using The Onion Router (Tor) and the majority of the content on this side of the Internet is highly illegal. Dark net features drug marketplaces, and hosting of child sexual abuse content (Liggett et al., 2020)

Methodology

With a quantitative approach to the research, data was collected using a questionnaire which was prepared and distributed to the individuals online. The questionnaire consists of questions on socio-demographic information, internet usage with regard to the time, location, and devices, use of criminal opportunities and adult version of Eysenck's Personality Inventory Questionnaire - short version (Francis, 2006). The data analysis was done using Microsoft Excel. Some google form's auto-generated charts are also used.

The universe of the study is adult internet users in Chennai city. The sample chosen for the present study are the young adults between the age of 18 to 35 years. The adult population, as per the 2011 census report, is found to be 41,87,708. With the confidence level of 90% and margin of error of 8%, the sample size is declared to be 106. In order to cover the entire young adult population, the sample was stratified to involve 50% of people (53) from the age group of 18-25 years and the rest 53 from the age group of 25-35 years.

Results And Discussion

The study includes 49.5% male respondents, 50.5% female respondents and has no participation of the transgenders.

Internet Usage

All the respondents own a mobile phone. More than half of the population (66.4%) own a laptop. A desktop and tablet were owned by 25% and 19% respectively. It is important to note that regardless of the handy devices such as tablet, laptop and mobile, desktop is still owned by a quarter of the population. The pattern of accessing the internet through various devices resembles the distribution of owned devices. Mobile phones are the widely

used devices for accessing the internet. Almost all the respondents (99.1%) access the internet via mobile phones. Laptop is used by more than half of the population to access the internet (59%). However, tablet and desktop are used equally to access the internet which accounts for less than 20% each.

If we look at the frequency at which people use the Internet, more than half of the respondents use the Internet between 1 to 6 hours per day. 20.6% of study respondents use the internet for 6-12 hours a day and 14% of respondents use more than 12 hours. Only 5.6% of people use less than an hour.

Criminal Propensity

The overall score of the internet users studied scored a little more than 7.5 in extraversion, 7 in lying, a little below 5 and 4 in Neuroticism and Psychoticism respectively. The overall group score in Psychoticism and Neuroticism is not significantly higher. On the other hand, Extraversion and Lying scores are above 7 on a scale of 10.

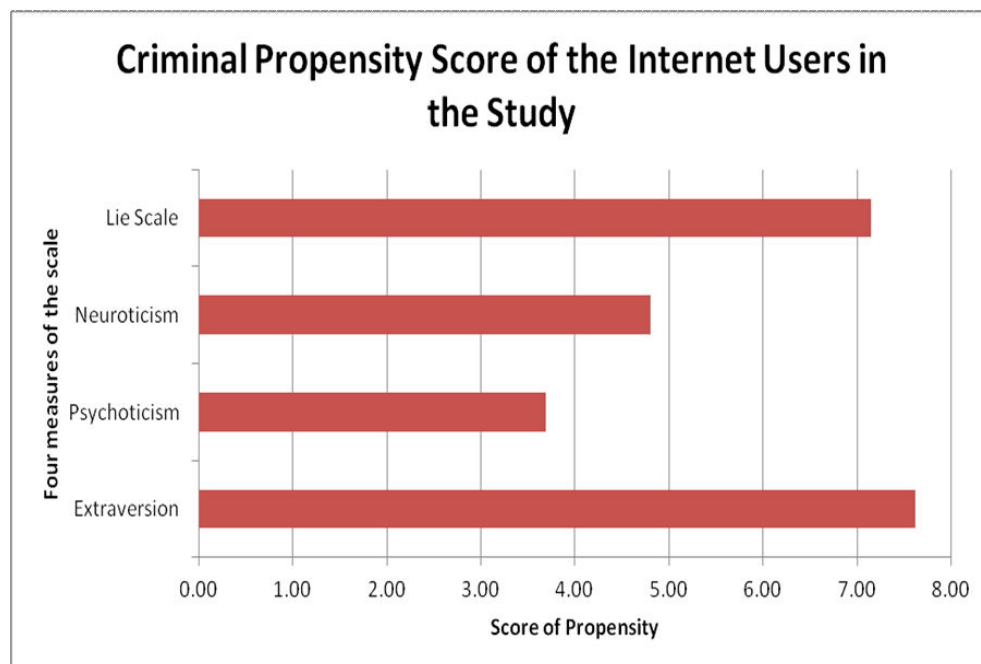


Figure 1: Overall score of criminal Propensity

Cyber Criminal Opportunity Usage

Using the Internet to learn to use new technologies has been found to be the highest opportunities used by the study respondents. However, almost an equal number of respondents use the Internet in private spaces with less or no monitoring. Almost 80 respondents have the access to use high-speed internet connectivity.

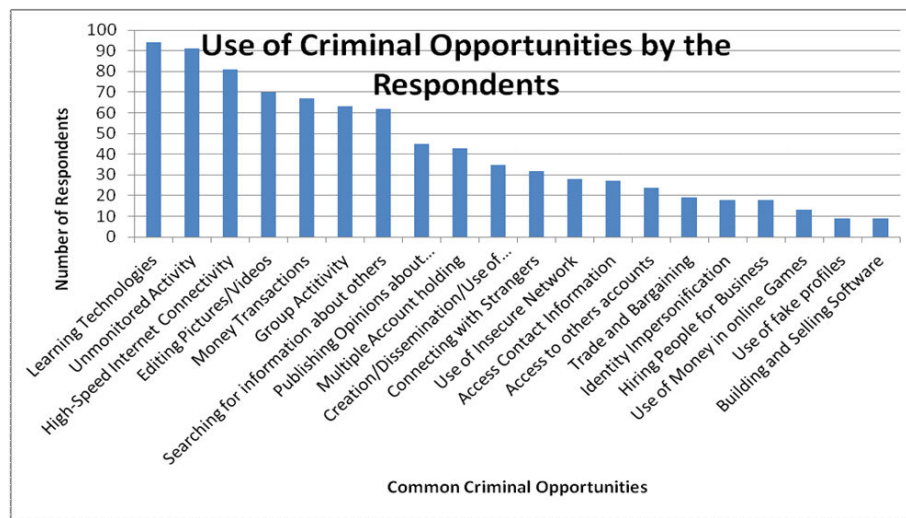


Figure 2: Usage of 20 Common Criminal Opportunities in Cyber Space

From 60 to 70 respondents edit pictures/videos, transact money, active in online groups, or search for information about others. Publishing opinions about others or an issue and holding of multiple accounts online is found to be used by a little less than 50 participants. Other opportunities are used by less than 40 respondents. It is crucial to note that nearly 10 respondents use fake profiles and have the ability to build software on their own. Almost 20 respondents use identities that are not their own and also use real currency or bit-coins in the online games.

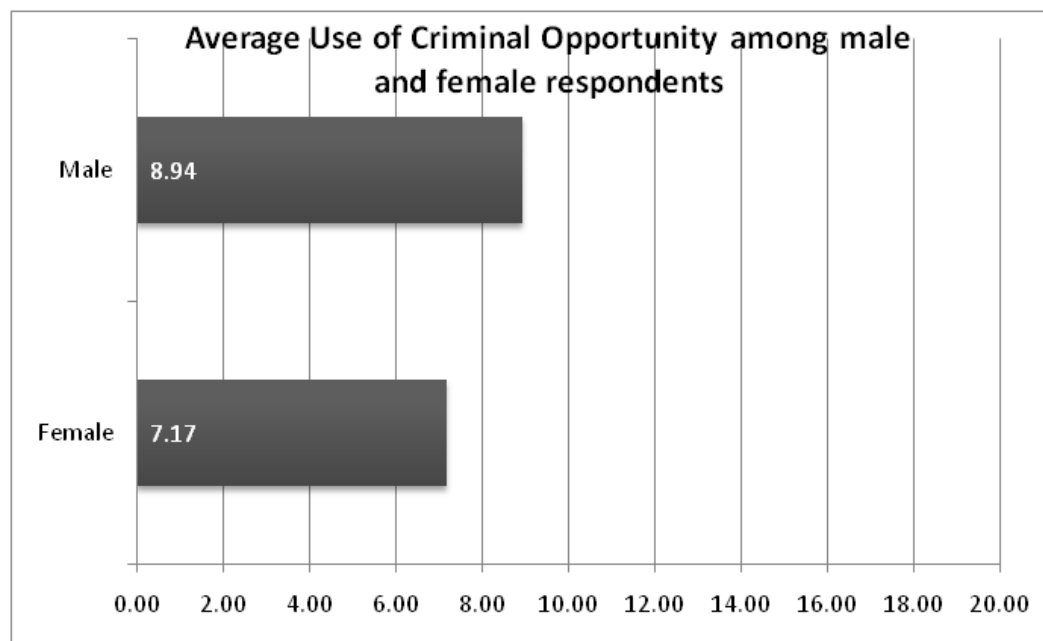


Figure 3 Using Cyber Crime Opportunity by Male and Female participants

From chart 3, both male and female use criminal opportunity for less than 10 score out of 20. However, the males use it more often than females.

Table 1 Usage of Criminal Opportunity among the various criminal propensity group

Propensity Range	0-12	13-24	25-36
Number of people	17	87	2
Percentage of people	16.04%	82.08%	1.89%
Average use of Criminal Opportunity (out of 20)	6.35	8.24	14.50

Table 1 shows the percentage of people belonging to three groups of criminal propensity level. It also shows the respective average use of opportunities. About 16% of the population has less criminal propensity and they also use less than half of the opportunities. More than 80% of the respondents have a moderate level of criminal propensity and use criminal opportunities to score 8.24 out of 20. However, it is nearly 2% of the population that belongs to the highest criminal propensity range. It is important to note that the average use of opportunities is 14.50 and that is the highest among the three groups.

Conclusion

It is clear from the research that around 84% of the population are highly likely to be at risk of committing crime online. With increased propensity and more usage of criminal opportunities and as per the Situational Action Theory, it can be said that 2% of the population commit crime. In order to combat cybercrime, elimination of either criminal propensity or opportunity is important.

Inclination to commit crime could be achieved through behavioural intervention. Through counselling services at workplaces, schools, family, prisons and observation homes can be made to reduce the involvement of risky behaviours. Researchers Sung Joon Jang and Aaron Franzen analysed data from the National Longitudinal Study of Adolescent Health and found that being religious helps in reducing the criminal propensity (Briggs, n.d). While the measures for reducing criminal propensity will help one to not commit crime, being tech-savvy to protect data and systems, and being aware of cybercrimes can help one from being victimised. This study aims to inspire further research in establishing the factors for cyber-criminal behaviour.

References

- Actforlibraries.org. (n.d.). Retrieved November 21, 2020, from <https://www.actforlibraries.org/hans-eysencks-theories-of-criminal-behavior/>
- Briggs, D. (n.d.). No Time For Crime: Study Finds More Religious Communities Have Lower Rates Of Black, White and Latino Violence. *Huffington Post*. http://www.huffingtonpost.com/entry/no-time-for-crime-study-f_b_4384046.html?section=india
- Bushway, S., & Reuter, P. (n.d.). Labor Markets And Crime Risk Factors. <https://www.ncjrs.gov/works/chapter6.html>.
- Course Hero. (2015). These Cybercrime Statistics Will Make You Think Twice About Your Password: Where's the CSI Cyber team when you need them? *CBS.com*. <http://www.cbs.com/shows/csi-cyber/news/1003888/these-cybercrime-statistics-will-Make-you-think-twice-about-your-password-where-s-the-csicyber-team-when-you-need-them/>
- Cybercrime cases in India up 69% in 2014. (2016, March 4). *The Economic Times*. <http://www.dnaindia.com/scitech/report-cyber-crime-cases-in-india-up-69-in-2014-2185575>.
- Cyber Crime Statistics and Trends [Infographic]. (2013, May 13). *Go-Gulf*. <http://www.go-gulf.com/blog/cyber-crime/>.
- Francis, L. J., Lewis, C. A., & Ziebertz, H. G. (2006). The short-form revised Eysenck personality Questionnaire (EPQ-S): A German edition. *Social Behavior and Personality*, 34(2), 197-204.
- Hall, G., Lizotte, A. (Eds.). Handbook on Crime and Deviance. *Handbooks of Sociology and Social Research*. Cham: Springer,. https://doi.org/10.1007/978-3-030-20779-3_14.
- Hollin, C. (1992). *Criminal Behaviour: A Psychological Approach to Explanation Prevention*. The Falmer Press. Accessed on 30 November, 2020.
- Holman, J. E., & Quinn, J. F. (1992). *Criminology: Applying Theory*. West Publishing Company.
- Internet Users by Country (2016). (n.d.). Retrieved November 22, 2020, from Internet Users. (n.d.). Retrieved November 19, 2020, from <http://www.internetlivestats.com/internet-users/>.
- Kelly, D. (2015). Cybercrime: 10 Ways Criminals Use the Internet for Organised Crime. *Urban Ghosts Media*. <http://www.urbanghostsmedia.com/2015/11/Cybercrime-online-criminalsinternet-organised-crime/>.

- Liggett, R., Lee, J. R., Roddy, A. L., & Wallin, M. A. (2020). The Dark Web as a platform for crime: An exploration of illicit drug, firearm, CSAM, and cybercrime markets. *The Palgrave Handbook of International Cybercrime and Cyberdeviance*. https://doi.org/10.1007/978-3-319-90307-1_17-1.
- Long, T. (2011, July 26). July 26, 1989: First Indictment Under Computer Fraud Act. *Wired*. <https://www.wired.com/2011/07/0726first-computer-fraud-indictment/>
- Of 17,060 cybercrime complaints, only 737 registered across Tamil Nadu. (2014, September 14). *The Hindu*. <http://www.thehindu.com/news/cities/Madurai/of-17060-cyber-crime-complaints-only-737-registered-across-tamil-nadu/article6444847.ece>.
- Owen, G., & Savage, N. (2015). The Tor Dark Net. Retrieved December 25, 2020, from https://www.cigionline.org/sites/default/files/no20_0.pdf.
- P.W, C., & D.M, S. (n.d.). Behavioural interventions for alleviating psychotic symptoms. Retrieved November 27, 2020, from <http://www.ncbi.nlm.nih.gov/pubmed/8096490>
- Richards, K. (2011). What makes juvenile offenders different from adult offenders? Retrieved November 20, 2020, from <http://www.aic.gov.au/publications/currentseries/tandi/401-420/tandi409.html>.
- Saklofske, D. H., McKerracher, D. W., & Eysenck, S. B. (1978). Eysenck's theory of criminality: a scale of criminal propensity as a measure of antisocial behavior. *Psychological reports*, 43(3 Pt 1), 683–686. <https://doi.org/10.2466/pr0.1978.43.3.683>.
- Siegel, L. J. (2008). *Criminology: The core*. Thomson/Wadsworth.
- Vaughan, G. M., & Hogg, M. A. (2002). *Introduction to Social Psychology*. Prentice Hall.
- Wikström, P. (2009). Crime Propensity, Criminogenic Exposure and Crime Involvement in Early to Mid Adolescence. *Monatsschrift für Kriminologie und Strafrechtsreform*, 92(2-3), 253-266. <https://doi.org/10.1515/mks-2009-922-312>.
- Wikström, P. (2019). Situational Action Theory: A general, dynamic and mechanism-based theory of crime and its causes. In M.D. Krohn, N. Hendrix, G.P. Hall, A.J. Lizotte (Eds.), *Handbook on Crime and Deviance*. Springer.

***Ms. Shivalaxmi Arumugham; Research Scholar, Department of Criminology, Karunya Institute of Technology and Sciences, Karunya Nagar, Coimbatore - 641114. E-mail: laxmiarum@gmail.com and shivalaxmi@karunya.edu.in; Ph: +9566649531**

REINVENTING THE SELF: WOMEN AND SOCIAL MEDIA

*Rajni Nair**

Abstract

The digital world has seeded and increased the proliferation and expression of feminist agency and voice in myriad virtual spaces and platforms. There is no denying the fact that the non-territorial, trans-border arena of the digital world has infused layers of complexities to the debate on exploring the interface between women and technology. The internet can be envisioned as a site that has the ability to incubate the subversion of existing gender relations as it offers a large arena for women to enter into the territories of cyberspace as creators and consumers of technology. Especially during the pandemic when the digital became the real, with people having no other option but to navigate the layers of the World Wide Web in the absence of physical connection and imposed 'distancing' norms by the State. This necessitates the exploration of issues related to access, agency, security, and representation anew as the internet seems to have obscured the temporal-spatial nature of social relations, laws, justice, and institutions. This paper aims to explore the above issues from the feminist standpoint and attempts to look at the internet as a site for feminist counter publics.

Keywords: Internet, Feminist, Cyberspace, Standpoint, Counter Publics

Introduction

As Gajjala and Ju oh state, 'It is interesting to explore ways by which digital technologies play out while interweaving the themes of female body politics, feminist geography, subjectivity formation, and social/cultural divide' (Gajjala & Ju Oh, 2012). The need is to explore the intersection between feminism and digital technologies to gain a strong, nimble, and tenacious understanding of the issues related to the operation of gender on the internet. Questions that need urgent discourse are: Can social media be looked at as a site of agency for women? Does it have the potential to provide women with a voice and ring in deep transformative change? Is it possible to break the binary between the online and on-ground? Is the online which seemed to be a utopian world where markers of the binaries of gender would blur, actually in reality, nothing more than a mere extension of the 'real world'? With the internet being the current arena of unmatched exchange of data, discourse, visuals, and knowledge these questions need to be relooked at and the arena re-imagined. An exploration of the nodes, bonds, ties, and knots that connect women across the globe and those that break attempts at agency and voice is the need of the hour.

Access

According to a study conducted by Satista.com, in 2019, 79 percent of Internet users in rural India were men whereas only about 28 per cent of women had access to the internet in rural India. In comparison, 38 percent of women had access to the internet in

urban areas as compared to 68 percent of men. According to various studies, the majority of the users of India used the internet to access social media sites. Whatsapp and Facebook are popular applications in rural areas compared to Whatsapp, Facebook, and Instagram in urban spaces. As of January 2020, there were 32,40,00,000 Facebook users in India, almost 23% of India's total population. Facebook was found to be extremely popular in the age groups of 25-34 years. According to various studies, on an average people in India spend 6-8 hours on the internet, which has seen an exponential rise during the lockdown period. Facebook, YouTube, Instagram, and Whatsapp are platforms that find popularity among Indian users, especially women.

Methodology

To explore the internet usage, patterns, and trends among young girls and women and focus on the reasons why they use the internet an online survey was conducted. The demographics of the respondents were young women between the age group of 18-45 years residing in Mumbai. The method used for the selection of respondents was snowballing. Out of the 253 respondents, 190 were in the age group of 18-25 years having a background in science and technology, residing in Mumbai, and were either college students or professionals working in the field of computer science and technology, 34 were in the age group of 25-35 years and 33 above 35 years of age. All of them used a smartphone and claimed to be well versed in technology. All of them accessed the internet numerous times in a day and used both mobile and Wi-Fi data, paid and free to access the internet. Also, semi-structured interviews were conducted with 25 respondents who fall in the same demographic category. The interviews were conducted in a face-to-face manner. The survey and interviews explored the demographic position of the respondents, their educational qualification, use of smartphones and social media platforms, reasons for using social media, frequency of using social media, and means of accessing the internet. Besides, questions related to their knowledge of cybercrime, agencies that deal with cybercrime, and their personal experience of cybercrime were included. The researcher has also attempted a textual analysis of the content available on the internet and studied the location of gender from the feminist and the cyber feminist perspective. The dilemma that the researcher faced in this study is more on the ethical plane. Most of the textual analysis attempted was on the content that the researcher encountered on many 'online groups' that the researcher is a member of. Most of these groups function as 'closed groups' and insist on a 'safe space policy' which lays a lot of emphasis on maintaining the confidentiality of the content and the interactions that take place. Quoting some of these interactions or using some of the visuals that the researcher studied in these spaces would seem to be an act of intrusion and so the thrust of my study and analysis is to draw from my experience and not directly quote or use any visual matter as part of the paper.

Findings

All of the respondents owned a smartphone and had access to the Internet. The average data pack used, especially by the respondents in the age group of 18-25 years was

between 1.5-2 GB a day which about 75% found was much less than their requirement. The older age group of 25-45 years were not aware of the exact data used per day and replied that they were happy with the 1 to 2 GB packages that came along with their network service. Asked when the data was inadequate, the youngsters said they had lectures throughout the day. The video conferencing platforms consumed a lot of data. Also, they relied a lot on the visual medium. 80% used Snapchat, an application that deals heavily with pictures and videos in addition to Instagram which again is an app that deals with pictures and videos.

When asked why they accessed the internet, about 75% of the respondents who also happened to be students responded that they accessed the internet for information related to their courses. During the pandemic as classes had shifted online and students did not have access to the library and books, the students accessed the internet for e-resources apart from recreational purposes. The women (35-45 age group) accessed the internet for work-related purposes, to access their email to network with family and friends who they could not meet because of the enforced distancing norms and for content available on YouTube and OTT. Almost all of the respondents revealed that there was a fear of missing out especially during the lockdown. The internet was one of the major sources of finding out who was doing what. There was a lot of interest in the whereabouts of the celebrities and how they made use of the 'time' during the extended forced confinement to the four walls of their homes. Many women and even young girls went back to YouTube to explore their culinary talent. The initial part of the lockdown was spent preparing exquisite dishes and deriving the gourmet experience at home. As there was no access to Salons many DIY tutorials on beauty came to their aid and they experimented extensively on themselves and their family members. Before it was banned, Tik Tok was used extensively to create short one-minute videos of themselves singing and dancing or even enacting popular snippets from blockbuster movies in Hindi and other regional languages. Apart from this, about 60% used the internet for professional networking on LinkedIn. LinkedIn as an app has gained a lot of currency with the youngsters in the recent past as they love to read the professional experiences shared by their seniors and experts from their areas of interest. They also refer to LinkedIn for career guidance and internship and job opportunities. Sharing of certificates earned while also being working professionals is another activity that has gained a lot of parlance with the younger age group. About 25% of the respondents regularly wrote blogs and also created informative video content. The Blogs and Vlogs (Video Logs) are used by the youngsters to gain more popularity and reach out to a wider audience. There was also a hidden desire to get maximum followers and attain micro-celebrity or influencer status. As these influencers and micro-celebrities are approached by business houses for paid promotion and sponsorship which is gaining a lot of popularity among the youngsters. The age group of 35-45 years on the other hand was actively involved with closed interest groups. For example, Saree Speaks on Facebook and Instagram where women bond over their love for sarees and subvert the saree from an object of suppression to an act of celebration. The attempt is to own the saree in its various forms and establish agency and

solidarity among women's groups. These groups are so popular with women that each city has its sub-group which meets regularly virtually now during the pandemic and physically in the past to relive shared experiences and establish a bond with each other. The other popular group is that of MumoMoms, where women discuss problems, share their daily routine, seek advice openly on issues which normally they might not dare speak about, and also shout out for help in distress. For example, A woman who is going through issues related to menopause and needs advice on how to handle mood swings, posts a query which is responded to by women who have experienced similar problems and could relate to her and share their experiences.

When asked about security and fears while operating on social media about 90% of the respondents said that they have personally never experienced bullying or trolling but know of friends who have. All of the respondents felt that one should use discretion while operating on social media and post pictures and comments which would not attract attention or gain distasteful comments from friends and the public in general. They also felt that instead of relying on the Government or other agencies to sort out their problems they could themselves not share personal information with strangers and get too pally with them. All the respondents had at least once received unwarranted ungainly comments from strange unknown men who tried to befriend them. They had responded by either blocking these contacts or reporting them to social media platforms.

Analysis

The textual analysis of the social media sites studied and the survey and interviews reveal that the visual medium has gained a lot of importance these days and times. Everyone wants to look good and put their best foot forward on social media, which brings us to the important question of 'representation' Representation according to semiotic experts like Saussure, is a system of signs, that is words, sounds objects or images that stand for a certain concept, example the word 'book' is a sign for the actual book. Stuart Hall in 'Representation', describes three theories of representation: reflective, intentional and constructive. In the reflective approach, the sign or the representation is thought of as a reflection of reality: 'language functions as a mirror, to reflect the true meaning as it already exists in the world'. One assumes that 'Words mean what the author intends they should mean' in the intentional approach. Representation, as constructed, achieves different meanings in different cultures and in different contexts. For example, the video of a woman dancing in gay abandon wearing a saree and using a hula hoop might be perceived as emancipatory and cathartic in a closed group of women on social media but might be perceived completely differently by a group of Misogynistic men who perceive women as mere objects. There have been many studies conducted on why women choose to post pictures and videos of themselves on social media.

Some of these studies use the "Social Comparison Theory" put forth by Festinger in 1954. According to the social comparison theory, all human beings have a basic instinct to

compare themselves with others to evaluate their abilities and opinions. This desire to look better and present themselves to the world in a better light forces individuals to attempt to evaluate, improve or enhance themselves (Festinger, 1954). Many debunk the interest of women to participate in sharing and representing themselves on social media as narcissistic and attempt to slut-shame especially for their selfie sharing behaviour on social media. This paper however attempts to look at the experience of women on social media and the process of representing themselves as emancipatory and as an act of finding agency and voice which has been suppressed for ages. The mere act of joining a women's group meet and commenting on shared issues or concerns, giving valuable feedback and support during times of need are all acts of solidarity from the feminist standpoint theory (Harding et. al, 2004). Dorothy Smith in *The Everyday World as Problematic: A Feminist Sociology* (1989), posits that sociology has ignored and objectified women, making them the "Other." She claims that women's experiences are fertile grounds for feminist knowledge and that by grounding sociological work in women's everyday experiences, sociologists can ask new questions. Thus, from the feminist standpoint the act of posting a selfie or singing a song or dancing to the tunes of popular songs or posting recipes or pictures of home or food cooked or even the very act of being together in a group to share experiences can be viewed as acts of claiming agency and voice and fighting for inclusivity. Claiming these acts as acts of narcissism or waste of time is perhaps again falling into the same trap of demeaning and belittling women's experience. The personal can and should become political for women to claim their rightful place and reclaim the World Wide Web as a counter publics of feminist acts. Counter publics can be perceived as alternative arenas that develop in parallel to the official dominant discursive spaces, "where members of subordinated social groups invent and circulate counter-discourses to formulate oppositional interpretations of their identities, interests, and needs" (Fraser, 1992). According to Fraser, Counter Publics are generally formed as a response to exclusion of the marginalised from dominant discourses of patriarchy. Thus women whose voice has been suppressed for ages and find their desires and aspirations trampled and subjugated to a corner in the dominant public sphere seem to find a voice in the counter publics and safe enabling spaces they create for themselves in the cyber world. In these closed groups, women reinvent themselves and their aspirations. The stories they share of lived experiences and surge a strong sense of bonding and solidarity among the participants of the group as they realise that they are not alone in their struggles. The question that arises is why should these groups be closed? Why not make it accessible to everyone? The reason being the dominant public sphere of the internet is nothing more than an extension of the 'real world' where the same kind of abuse and objectification of women exists. Women are easy targets in most of these open online forums. Most women who voice their opinions of issues of social and political concerns are slut-shamed, bullied and doxed. They have no option but to either suspend their interactions on the internet or to move on to other closed enabling spaces. Cyber laws do exist but will take considerable time and effort on the framers, lawyers, activists, and the state to understand the various issues and undercurrents that operate on the internet and frame laws to address the same.

Conclusion

One cannot neglect the impact and ubiquity of social media in the day and age when most of our interactions have shifted to the nebulous realm of the internet. The internet is here to stay and if used with care, with robust cyber laws in place, the internet could well be used as the chief counter publics and enabling space for women to reimagine and reinvent themselves and live a life free from the debilitating effects of patriarchy. This access to a space where the markers of gender, caste, class, race etc. blur, can provide women with the much-needed knowledge and pedagogical power to bring about a transformative change in their personal lives and also provide them with the agency to express themselves without the fear of being chastised or judged. However, currently, the internet seems to be an extension of the real world and the same attitude towards women prevails. Most men do not shed their patriarchal attitudes when they operate on the internet. The anonymity of the virtual provided them with the power to be more virulent and toxic in the violence they perpetrate on women. A change in attitude is the need of the hour and this can be brought about by setting up proper agencies and laws which control the use of toxic language and trolling of women. Most of the countries are working in this direction and we hope that the vision of the torch bearers of Cyber feminism, Harding and Haraway who visualised a cyborg gender fluid existence for women on the internet would come true soon.

References

- Festinger, L. (1954). A theory of social comparison processes. *Human Relations*, 7(2), 117-140.
- Gajjala, R., & Ju Oh, Y. (Eds.). (2012). *Cyberfeminism 2.0*. Peter Lang.
- Harding, S., & Hintikka, M. B. (Eds.). (2004). Introduction. *The Feminist Standpoint Theory Reader: Intellectual And Political Controversies*. Routledge.
- Nancy, F. (1992). Rethinking the Public Sphere: A Contribution to the Critique of Actually Existing Democracy. In Craig J Calhoun (ed.), *Habermas And The Public Sphere*. MIT Press.
- Smith, D. E. (1987). *The Everyday World As Problematic: A Feminist Sociology*. University of Toronto Press.
- Statista. Number of internet users in India from 2010 to 2020, with estimates until 2040. Statista. Retrieved May, 8 2021 from www.statista.com/statistics/255146/number-of-internet-users-in-india.
- Travers, A. (2003). Parallel Subaltern Feminist Counterpublics in Cyberspace. *Sociological Perspectives*, 46(2), 223-237. doi:10.1525/sop.2003.46.2.223.

***Ms. Rajni Nair; Assistant Professor; Usha Mittal Institute of Technology; SNDT Women's University. Email: rajnianil@gmail.com; Mobile: 9833864332**

EMPOWERING SURVIVOR'S OF SEXUAL VIOLENCE THROUGH EXPRESSIVE ARTS THERAPY

*Sathyasree Goswami**

Abstract

The disempowering role played by the "familial space" in context of sexual violence on girls and women, and how the family becomes a barrier in taking action for sexual offences is explored. The study is with girls from slums of a major city in India in order to understand their lived experience of sexual violence perpetrated by family members and to gain insight by using expressive arts for healing. It is a qualitative research based on hermeneutic phenomenology. The primary data collection has been done through in-depth interviews of six girls and data was also collected through visual arts sessions that were conducted especially to facilitate catharsis and release of pain and trauma. Each story was a tale of great pain, anger and emotional distress, and the findings are grouped thematically. The participants spent over two hours working on their masks and later speaking about the masks they have to wear in life for the roles they play within the family system. Trauma from sexual abuse/assault is an extremely pervasive and is hidden most often by the family. Sexual violence is a human rights violation that predominantly affects women and girls as a consequence of systemic and structural inequality has been proven over and over again. The girls who were struggling to feel empowered with education and skills for gainful employment, didn't understand what stopped them from reaching their full potential. That families are disempowering spaces for many women and children needs acknowledgement publicly.

Keywords: Empowerment, Expressive Arts, Sexual Violence Survivor

Introduction

Globally many studies have been conducted on Intimate partner violence (IPV) and now IPV is considered a significant global public health problem (Alangea, 2018). At the same time there are other studies conducted on childhood sexual abuse and sexual violence on children. Further it has been understood that most often families are the sites of sexual violence of girls/boys and women, in coexistence with physical violence and it is in this space (families) that the perpetrators lurk and are provided shelter. In the present research with girls (through a NGO) from low income families of a metropolitan city, the researcher has understood that nearly every girl has experienced sexual assault, rape and harassment from a close male family member and/or male neighbour (including boyfriend). They hold themselves guilty of not understanding what was happening to them; girls confronted their parents asking them to intervene, they were subject to reprimand; and the perpetrating men are given free shelter.

Certain aspects of family like ratio of time spent; high intensity of involvement; family as private space etc, makes the family environment fertile ground for perpetuation of violence and control and force are considered legitimate and normal (Sriram, 2001). Amongst low-income communities, coercion and physical force for sexual intercourse is applied by men on their wives and that sex is considered a right of men to be fulfilled by their wives (Maitra, 2002). An analysis conducted by the World Health Organisation (WHO) using existing data from over 80 countries found the prevalence estimates of IPV is 37.7% in the WHO South-East Asia region. Men are more likely to perpetrate violence if they have low education, a history of child maltreatment, exposure to domestic violence against their mothers, harmful use of alcohol, unequal gender norms including attitudes accepting of violence, and a sense of entitlement over women (WHO, 2013).

This paper is based on working with young women in context of healing from sexual violence and empowering them through expressive arts therapy. Hegemonic order of masculinity "contribute to an inequitable and oppressive distribution of status and power, often policed and patrolled by state-sanctioned violence" (Heilman & Barker, 2018). Young girls in the family are at the receiving end of violence from the mother. The researcher has carried out this study with girls from slums of a major city in India in order to understand their lived experience of sexual violence perpetrated by family members and to gain insight into using expressive arts for therapy and healing.

Methodology

This study uses an exploratory research design for understanding trauma of sexual violence which is subjective with differing experiences. Qualitative approach is closest to obtaining this complex understanding. Six girls who were a part of a leadership program run by an NGO were provided the option to speak to a psychotherapist (the researcher) if they wished to for this study.

Primary data collection was done through in-depth interviews with informed consent with the girls who are over 18 years old. A set of guiding themes were developed for recording experiences of sexual assault and sexual violence in familial spaces and manifestations of trauma. Another set of data was collected through visual arts sessions that were conducted especially to facilitate catharsis and release of pain and trauma.

Siegel and others have depicted how introducing visual art enhances therapy as it differs from anything previously associated with the trauma. Siegel has clearly stated- "The novel process can help decrease implicit, automatic responses and increase flexible, adaptive, coherent, energised, and stable interpersonal mental states (FACES)" (Siegel, 2006). The researcher is a trained expressive arts therapist and practicing psychotherapist and has conducted the sessions in group settings over a period of four days as a retreat; for the purpose of this study mask making, lead pencil movement, watercolor on paper were applied.

Findings

Each story was a tale of great pain, anger and emotional distress, while the girls continued to live with courage in their familial spaces which are filled with their emotions of betrayal and abandonment, they were also sympathetic to their own mothers who still live helplessly with the same vulnerabilities. The stories are discussed here, grouped thematically with complete attention to confidentiality. Self-hatred and other negative self-schemas were evident in the narratives and anger was evident towards the abusive families. Many of them reported multiple instances of abuse and rapes by father, uncle, cousin along with emotional and verbal torture and sexual degradation. Since an artwork can be viewed from a distance it creates a sense of safety and control over the difficult emotions and incidents, hence creating safe treatment goals (Avrahami, 2005; Chapman et al. 2001; Malchiodi, 2001).

The art images "screamed" with colours and various lines broken, dashes, solid, dark, light, the intense pain, rage and fear that the girls had experienced throughout their childhood were out there on paper. Since it was a residential retreat at a hill station, enough time was available for grieving and mourning. Alongside being in a group where everyone had completed at least three individual counselling sessions with the researcher and knew they were together to heal from their trauma, reassured them and enabled them to be present for each other's feelings of anger, guilt, depression, and self-blame.

Undefined burden of Guilt and Self-blame

One of the study participant IA has been subject to sexual abuse and early sexualisation by her older cousin brother when she was around nine years old. She expressed that she was very fond of her cousin since she was five years old; as tears rolled down her cheeks she said she didn't understand whether it was love or it was sex because it got very confusing. As she attained puberty, she started feeling uneasy and also understanding something was wrong, she tried to speak to her mother. However her mother kept reiterating to her that it is her brother, more than her own so she should not misunderstand. Like many parents, she told IA that he would never harm her. This got IA in a challenging situation as she could not avoid him physically as he kept coming home which had become more and more unsafe for her. Finally she heard that he was getting married and she was happy that now the abuse will stop. However her cousin in spite of being engaged to be married, kept cornering IA and she was extremely vulnerable and fear set into her a process where she slowly started withdrawing from the family and would breakdown very easily.

She spoke about being extremely guilty and depressed as she felt that she was also responsible for the abuse somewhere. However when it was pointed out to her that she was too young to understand the difference between fondness and abuse, she was relieved. She reiterated that her home was not a safe space; although she knew her mother could have protected her if only she was not blinded by faith in her cousin. She still feels that this

incident has left a dent in her life as she feels completely abandoned and therefore was also showing withdrawn behaviour at work. Breaking down easily even now after five or six years, she wanted to get rid of her anger with the family system.

WHO has cited the 'undefined burden' of mental health problems in children to highlight the economic and social burden for families, communities, and the wider society. This burden has not been measured due to a dearth of quantitative evidence. In addition, there is a 'hidden burden' that refers to association of depression in children and young people with stigma and violations of human rights (Fact sheets-World Health Organization, 2001).

Masked Familial ties

The participants were all earning now through their leadership program, they were even forced to give money for the upkeep of the familial space where perpetrators lurk. Although abuse has stopped for them, they still find it difficult to mask their anger and pain against their family members. In a participatory manner, each of the participants decided to destroy their mask, some burnt them, others doused them in water (drowning), some tore them up into very small pieces, one of them even stamped hard on the pieces with her feet. They recognised that this activity brought a sense of calm within them as they spent almost an hour sitting silently and journaling later. Many of them have become more efficient at their workplace and are able to see their families, especially their mothers with a sense of compassion.

AB was all of fifteen when she had her first boyfriend and she was happy because like most teenagers she thought she had found the love of her life. She has always been a bold girl, so when her parents and cousins confronted her about the affair, she confessed to them. All hell broke loose as the family found it challenging that a woman has acknowledged her passion and sexuality, so they probed deeper. The uncles, cousin and her own father started physically molesting her to enquire how she must have gotten physically intimate with the boyfriend. AB was shocked, because she was unable to call out the camouflage these men put on to abuse and violate her; when she approached her mother, her mother dismissed her alleging that by having a boyfriend she had anyway violated the family honour. Here was a young woman in need of care being violated emotionally, physically and verbally. AB drowned her painting of "pain" in a bucket of water and kept mulching the paper till it became pulp, she kept continuously kneading the pulp with her hands, until the researcher gently took her out to breathe fresh air and take deep breaths which enabled her to cry her heart out and experience relief to a certain extent. AB now manages one of the major programs in the organisation where she works.

Trauma from sexual abuse/assault is an extremely pervasive condition affecting many people across the country. It is hidden most often by the family, thereby trauma is perpetuated through naming-shaming, social stigma, insensitive justice system etc. Since the families are

unwilling to confront it, especially due to various pressures of the patriarchal forces, an abusive family system often leads a victim to self destructive actions. In the case of AB it is even more pronounced how the men in the family treated a woman's body as their property, and for young women to grapple with this is extremely confusing and traumatic. Scholars found that patriarchy is threatened by integration of women into spheres of power therefore women are dehumanised by their sexualisation (Sjoberg & Gentry, 2007). What art therapists facilitate is how the self expresses itself internally (unconscious) in relationship to others, and use of visual methods depicts the whole interplay between the person and their environment (Hass-Cohen & Carr, 2008).

Emotional and patriarchal quagmire

The girls sought support for various issues around mental health which was affecting them which is why they were unable to concentrate on work; they were also showing physical health issues like chronic headaches, menstrual irregularities, stomach and back aches.

American Psychiatric Association states that re-experiencing traumatic incidents, and avoidance of trauma-related stimuli is considered to be Post Traumatic Stress symptoms (PTSS) along with negative alterations of cognition, mood, arousal and reactivity following exposure to a stressor (APA, 2013). Two young woman EM and GR experience trauma from threat of rape and sexual abuse from their brothers every night. They cannot sleep until the brothers are asleep lest the men violate them as they are continuously trying to molest them, pass derogatory comments and openly ask their sisters to have sex. Since EM was fifteen years old she stopped menstruating, the gynaecologist found no problem physiologically. When she describes her situation, one understands how exposure to stressors has reacted with her body. EM and GR are sisters whose mother also turns a blind eye and continues to burden her daughters either with domestic work or asking them to move out of the house. The mother who is herself deserted by her husband, believes that her sons are the ones who will look after her in her old age. Every morning the sisters who have slept after 2 AM are woken up by the mother at 5 AM to complete the household chores including cooking.

Scholars points out that marital rape was not recognised by law globally until well into the 20th century, and is not even criminalised in many countries like India (Bellamy, 2008: 66). For the mothers of these girls who have not ever imagined to question their own sexual abuse within the marriage and family, are probably afraid of raising the issue about their daughters. Citizenship is conceived through masculine qualities therefore unpaid and non-supporting caring roles fall mainly on women, where women have been considered unsuitable for citizenship as historically women have been considered to be emotional and unreasonable (Bellamy, 2008: 69). To worsen this situation further women themselves lacked the conceptual awareness of the quagmire they are in (Gandhi, 2009).

Poly-victimisation of women within homes

The story of FK and CV is a classical case where the uncle has raped her while she was under the influence of a sedative and she wakes up bleeding, naked and aware that something has happened to her body. When she spoke to her parents, they acknowledged that she was violated, yet asked FK to remain silent as her future would be jeopardised. FK had just turned sixteen and she was devastated but decided she would go on in life until her anger started working against her at the workplace and there were frequent conflicts. Misplaced anger continued to spurt with colleagues, supervisors and the family as CV turned eighteen. Privacy is unaffordable and considered unnecessary in most Indian families (Kannabiran, 2016: 18). All these girls and their mothers depict that a traditional Indian family is not the place women can turn to for help to protect themselves from violence and abuse. There is usually no support that girls and women receive from their natal or marital families denoting complicity in this violence (Kannabiran, 2016: 27).

Through her psychotherapy practice the researcher comes across such stories on a regular basis. Girls and women bear the burden of lifetime victimisation. Economic distress coupled with unsafe family situations cause high levels of psychological distress that needs to be addressed at a systemic level (Finkelhor, 2009). Thus participants were encouraged to visualise and draw from a therapeutic perspective and while doing so soft instrumental music was played. One session was to make a container together (holding hands) to help contain the emotions as they embark on a journey of healing together. The participants said they felt connected and reassured, even though returning back to their families, the collective sense of healing and strength will sustain them and help overcome the overwhelming trauma. Increased positive affect is associated with expressive art based therapy as memories of the trauma are being processed and integrated with other memories experiencing fullness of self in the world (Hopper & van der Kolk, 2001).

Discussion

Sexual violence is a human rights violation that predominantly affects women and girls as a consequence of systemic and structural inequality has been proven repeatedly. Girls who were struggling to feel empowered with education and skills for gainful employment, didn't understand what stopped them from reaching their full potential. That families are disempowering spaces for many women and children needs acknowledgement. Recognising the vulnerability of women and girls within familial space is crucial and measures to ensure safety is critical. Although the legal mechanism of POCSO and related institutions are in place, families and girls themselves do not have the wherewithal to access these facilities on their own. The gatekeepers of law and the governance machinery need to acknowledge that family is not a safe space and provide appropriate warning and punishment to strengthen the faith of women in the system.

In the context of India marital rape is still not considered a sexual offence and the fight of women's rights activists against this state-sanctioned sexual violence on women in

marriages continues, there is a need now to generate more evidence around this. The evidence of absence of sexual equity (Maitra, 2002) in marriages is clear, however what this study also explores is how this inequity percolates in mothers being speechless when daughters are subject to sexual harassment and violence often by uncles, cousins, (step)fathers and brothers. The mothers of the girls could not be interviewed due to lack of access and time; their perspective would have added a significant dimension to the study.

Researchers have argued about the way sexualisation of women is a weapon held by the patriarchal forces in the society and these girls experience the same. The powerlessness experienced by women in their own homes, percolates further into their workspace and acts as a barrier in their everyday functioning. Family becomes the site where subtle or overt violent behaviour is accepted under the licence of being a spouse or parent. This also raises the issue of "consent" and how much within the households young girls and wives are competent to give consent. It is also interesting to note that when these girls actually share their stories of victimhood with their mothers, the response indicates that the mothers themselves experience marital rape/sexual coercion and therefore ask their daughters to bear "these things" silently.

Conclusion

Finally it is not enough to work with socio-economic issues for empowering and strengthening women, it is important to provide a space and process where issues of emotional trauma and psycho-social well being are addressed. This study depicts that visual art therapy combined with talk-therapy is effective and problems inherent in the original trauma can heal through interpretation of the art images amplifying the advantages associated with art-making and therapy. The study participants here were able to reach a certain degree of resolution and enable themselves to function better and live a fuller life.

References

- American Psychiatric Association. (2013). *Diagnostic And Statistical Manual Of Mental Disorders* (5th ed.).
- Avrahami, D. (2005). Visual Art Therapy's Unique Contribution In The Treatment Of Posttraumatic Stress Disorders. *Journal of Trauma and Dissociation*, 6(4), 5-38.
- Bellamy, R. (2008). *Citizenship: A Very Short Introduction*. Oxford University Press.
- Briere, J., & Scott, C. (2006). *Principles of Trauma Therapy: A Guide to Symptoms, Evaluation, and Treatment*. Sage Publications.
- Dichter, M. E., Thomas, K. A., Crits-Christoph, P., Ogden, S. N., & Rhodes, K. V. (2018). Coercive Control In Intimate Partner Violence: Relationship With Women's Experience Of Violence, Use Of Violence, And Danger. *Psychology of Violence*, 8(5), 596-604. <http://dx.doi.org/10.1037/vio0000158>

- Finkelhor, D., Ormrod, R. K., & Turner, H. A. (2009). Lifetime assessment of poly-victimization in a national sample of children and youth. *Child Abuse & Neglect*, 33(7), 403-411. <https://doi.org/10.1016/j.chiabu.2008.09.012>.
- Gandhi, N. M. (2009). *What I Am Today, I Won't Remain Tomorrow- Conversations With Survivors of Abuse*. Cambridge University Press.
- Hass-Cohen, N., & Carr, R. (Eds.). (2008). *Art Therapy And Clinical Neuroscience*. Jessica Kingsley Publishers.
- Heilman, B., & Barker, G. (2018). *Masculine Norms and Violence: Making the Connections*. Promundo.
- Hopper, J. W., & van der Kolk, B. A. (2001). Retrieving, Assessing, And Classifying Traumatic Memories: A Preliminary Report On Three Case Studies Of A New Standardized Method. *Journal of Aggression, Maltreatment and Trauma*, 4(2), 33-71.
- Kannabiran, K. (Ed.). (2016). *Violence Studies*. Oxford University Press.
- Maitra, S., & Schensul, S. (2002). Reflecting Diversity and Complexity in Marital Sexual Relationships in a Low-Income Community in Mumbai. *Culture, Health & Sexuality*, 4(2), 133-151.
- Ogum Alangea, D., Addo-Lartey, A. A., Sikweyiya, Y., Chirwa, E. D., Coker-Appiah, D., Jewkes, R., & Adanu, R. (2018). Prevalence and risk factors of intimate partner violence among women in four districts of the central region of Ghana: Baseline findings from a cluster randomised controlled trial. *PloS one*, 13(7), e0200874. <https://doi.org/10.1371/journal.pone.0200874>.
- Siegel, D. J. (2006). An Interpersonal Neurobiology Approach To Psychotherapy: Awareness, Mirror Neurons, And Neural Plasticity In The Development Of Well-being. *Psychiatric Annals*, 36(4), 248-258.
- Sjoberg, L., & Gentry, C.E. (2007). *Mothers, Monsters, Whores- Women's Violence In Global Politics*. Books for Change.
- Sriram, R. (2001). Violence in the Family: A View From Within. *The Indian Journal of Social Work*, 62(3), 379-396.
- World Health Organization. (2013). *Global And Regional Estimates Of Violence Against Women: Prevalence And Health Effects Of Intimate Partner Violence And Non-partner Sexual Violence*. Geneva. <https://www.who.int/publications/i/item/9789241564625>.
- World Health Organization. (2018). Fact sheets- Violence against women, accessed from <http://www.who.int/news-room/fact-sheets/detail/violence-against-women> on 20.09.18.

***Ms. Sathyasree Goswami; PhD Scholar, Advanced Centre for Women's Studies (ACWS), Tata Institute of Social Sciences, Mumbai.**
Email: g.sathyasree@gmail.com; Mobile: 9321040048

REVISITING RESERVATION IN POLITICS: VOICES OF WOMEN CORPORATORS

Vatsala Shoukla*

Abstract

Drawing on the larger concerns of gender-inclusive political leadership, the paper is an attempt to discuss women's reservation in politics with fresh arguments put forth by women elected representatives. The paper reflects part of the major study, recently conducted with fifty women corporators of Mumbai. The narrative technique was used to collect data, which included in-depth interviews of women corporators across categories of age group, education, economic class, caste, and religion. The paper aims at providing fresh insights into the much-debated issue of women's reservation.

Keywords: Women's Reservation, Gender and Politics, Urban Governance, Municipal Corporation

Introduction

Today women constitute about 60 percent of the total elected representatives in the Municipal Corporation of Greater Mumbai (MCGM). It is interesting to note that it was in 1957 with Sulochana Modi's victory as Mayor of Mumbai that India had got its first woman mayor. Drawing on the larger concerns of gender-inclusive political leadership, the paper is an attempt to discuss women's reservation in politics with fresh arguments put forth by women elected representatives. The paper reflects part of the major study, recently conducted with fifty women corporators of Mumbai#. The narrative technique was used to collect data, which included in-depth interviews of women corporators across categories of age group, education, economic class, caste and religion. The paper aims at providing fresh insights into the much-debated issue of women's reservation. The critical questions include- how important is the role of reservation in the political empowerment of women? Has it facilitated women's entry into 'truly equal political space' in the Corporation? The study endeavors to widen the understanding of politics in general, and gender and urban governance in particular, besides advancing the case for women's reservation at higher legislative bodies. Divided into four sections, the paper begins with briefly highlighting the historical milestones attained during the struggle for women's political equality; the second section provides brief details about the study. The third section builds arguments about reservation based on the tangible as well as intangible data collected from respondents and which provides a detailed understanding of women corporators' views on the reservation in politics. Finally, the last section sums up the findings with suggestions for necessary policy interventions.

Women's Struggle for Political Equality

The struggle for women's political rights in India started a century back with the establishment of the Women's Indian Association (WIA) in 1917 at Madras. WIA was the first organization that raised awareness among women about their political rights. It is noteworthy that women in colonial India were against a separate electorate and had rejected reservations as the route to their empowerment. They wanted to run for elected offices along with men, rather than in special seats reserved for women. This is evident from several accounts of women (Rani, 1994: 99).

During constituent assembly debates in 1946, Hansa Mehta has unequivocally stated that-"We have never asked for reserved seats, for quotas, or separate electorates...What we have asked for is social justice, economic justice, and political justice..." (Mehta, 1946:138) Likewise, Renuka Ray strongly denounced the reservation of seats for women in 1947 (Ray, 1947:668-669). Similarly, Dakshayani Velayudan was against a separate electorate or reservation for Harijans and Begum Aizaz Rasul was against a separate electorate for minorities (Velayudan, 1947: 263-264; Rasul, 1949: 300-303). However, a slight shift is witnessed in 1949, when Purnima Banerji argued for positive discrimination in favor of women in the constituent assembly" (Banerji, 1949: 113).

Indeed, it was the Balwant Rai Mehta Committee, which recommended women's reservation through the medium of co-option of women in the Panchayati Raj Institutions in 1957. Later, the 'Towards Equality' report talked about the quota for women elected representatives. A series of national and international developments also provided an impetus to the demand and struggle for women's equal political rights in India. India provided reservation of one-third of the seats to women (including Schedule Castes/Tribes) in local bodies through 73rd and 74th Constitutional Amendment Acts in 1992. Currently, fourteen Indian states grant a 50 percent quota for women in local bodies. Indeed, the unique character of Indian women's struggle for their political rights and equality could evolve the notion of 'Political Women' in India (Kirkpatrick, 1974; Shoukla, 2020).

About the Study

Set against the backdrop of nearly two and a half decades of women's political representation in urban governance (since the introduction of 33 percent reservation for women in local bodies), the study is located at the Municipal Corporation of Greater Mumbai (MCGM), Mumbai. One of the major objectives of the study is to review the effectiveness of women's reservation and its role in women's political empowerment. Out of a total of 227 municipal constituencies divided into 24 wards in MCGM, the study sample involved 50 constituencies led by women corporators in 21 wards. The use of feminist research methodology in collating primary data is important in the study, particularly the use of the oral history method in bringing women's perspectives from their standpoints. The techniques

involved the audio-visual recording of in-depth interviews of respondents, using a semi-structured interview schedule. Non-probability purposive sampling method was used to select the required number of respondents.

Women's Reservation in Politics - Reflections from Women's Lived Experiences

Women's entry into politics has been facilitated primarily by two factors - one, women's reservation, and two, the political background of women. Indeed it is because of reservation that women's representation has witnessed a steady progression in MCGM since the nineties - from nearly 10 percent women in the eighties (Patil, 2018) to over 59 percent in 2017 (see Chart 1). The unique and extensive accounts of women elected representatives, including those, who won multiple terms, throw a different light on the issue of reservation.

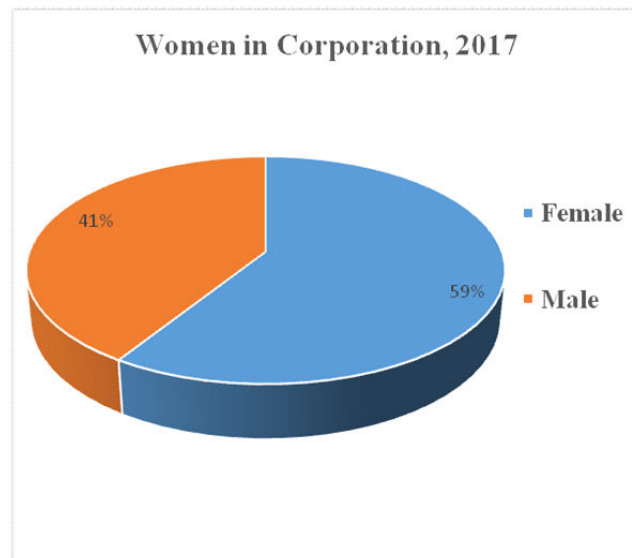


Figure 1: Women's Representation in MCGM 2017

Women reiterated the indispensability of women's reservation in politics. The study indicated that 82 percent of women came on reserved seats. The majority of women (86%) stood in favor of reservation and no one opposed it. They believed that reservation has increased the number of women entering politics and thereby creating space for them. Other responses came from ten percent of women, who are not against reservation but feel that women are capable of contesting on open seats and that they have the confidence to win against anybody be it on an open or reserved seat. Four percent of women did not respond (see Chart 2).

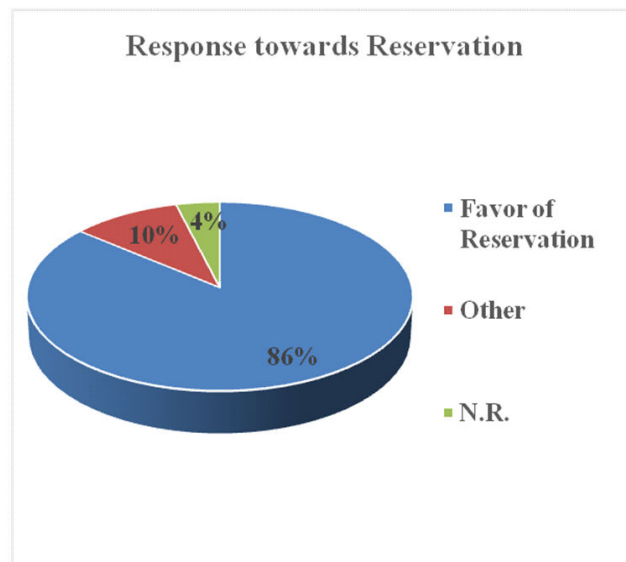


Figure 2: Corporator's Response towards Reservation

Revisiting Reservation and Women's Proxy Status

Indeed, women's ability as a politician has always been questioned and criticized. Reservation is looked upon as an instrument that promotes proxy women in politics, which implies that women do not have a political opinion and that their politics is determined by men in their families/political parties. This validates the belief about women being inefficient, incompetent, and apolitical by nature, and which further justifies their marginal representation in state assemblies and union parliament. The study attempts to address these points. Additionally, the relatively neglected world of urban municipal politics presents challenges and opportunities for all those concerned with the relationship of feminism and democracy to questions of politics and power (John, 2007). Das argues that marginalization in terms of gender doubly disadvantages women in their access to urban public space (Das, 2015). Indeed, earlier studies of urban governance emphasize what it means to be a woman councilor (Ghosh & Lama-Rewal, 2005) and note that despite negative experiences, the hope of the possibility of entering a truly political community continues to glimmer (Devika & Thampi, 2012).

This is true that there are women who entered into politics for the very first time because of the provision of reservation and with support from their husbands, fathers, or brothers, as has been over-emphasized in the popular discourse on 'proxy women'. However, the study enlightens us on some of the important aspects of proxy status and the nuanced understanding of the complex interplay of many factors that influence and shape a woman's ability to develop and transform her leadership quotient. Indeed, it depends on many factors and their individual, overlapping, and composite influence upon women's performance. The study indicates that women's proxy status is dynamic and not static.

The core elements required to help women move out of 'proxy status', by and large, include education, exposure to working in the public domain, political training and experience, political network, financial status, household support, gender sensitivity. Without paying attention to the role and intricate relationship and functioning of these elements, discussion on the proxy status is incomplete. The case studies of corporators helped widen our understanding of the elements that seem to be crucial in facilitating women's political journey 'beyond their proxy status'.

Case Study 1

Corporator Riddhi Khursange entered politics in 2012 because the seat got reserved for women and her husband (then sitting Corporator) decided to field her. Riddhi Khursange has obtained education till 12th grade. Her political journey after her election victory is remarkable, particularly in adding new dimensions to the concept of proxy women. She had prepared herself under the able mentorship of her husband, i.e. took consultations, sought support, and connected herself with the people, party workers, and women at the grassroots. She revealed how she was feeling scared in the beginning, while talking to people, meeting people. She was feeling hesitant while meeting party workers. In her own words, "Initially I had the fear of talking with the people as well as with the party workers. The party workers team was already set and then I entered and I will remain his wife (former Corporator's), so I felt that the party workers may not accept me but nothing of that sort happened. The party workers did accept me and even people felt that rather than an unknown person contesting they know me." She elaborated further that "If you care about the people around and cooperate with them, then you also get cooperation. I spent a lot of time with people, listening to them understanding their issues. Now people like me, and are good to me." She added, "Now I am fully confident that I can do things. In whichever department of the BMC, I can ask questions, speak to them. Initially, I had doubts about how will I manage to go and speaking at the BMC - as to how should I speak? What should I say? So, first, I tried to understand the BMC functioning and then gradually learned how to speak with the people at different levels...and that one has to visit the site first to understand the situation and only then one can go and speak about it."

Thus, it is very much evident that during her first term, she worked hard to boost her confidence, to enhance her knowledge about the nature and functioning of the corporation. Her priority was to establish a dialogue with the people around her and listen to them. Later, she had not only gathered the courage to contest on the same but unreserved seat (this time) in the 2017 Municipal elections but was re-elected with a significant margin. It is important to note here that during this entire endeavor on her part, her husband was by her side throughout. He respected her decision to contest election on the unreserved seat. It is very clear that she had moved far ahead from the kind of representation she provided back in 2012 with her lack of confidence, limited political knowledge, and exposure and that with her constant efforts, she has brought in a positive shift in her representation style.

Today, Riddhi is the Chairman of the Ward Committee and a role model for those who discredit women in politics in the name of being a proxy. (based on the interview of Corporator Riddhi Khursange)

Meritorious Women and the Inevitability of Reservation

Several accounts of women reveal that despite being qualified in terms of possessing core elements necessary for entering into politics, they could not enter without a reservation. Thus, it is very clear that many educated, trained, experienced women could get a chance to enter into electoral politics only through reservation. They form a pool of untapped potential, definitely not proxies.

The study reveals that the educational level of 76 percent of women is intermediate and above, and a majority of women among them are graduates and above (58%). Moreover, 54 percent of women have more than 10 years of political experience and 28 percent of women have more than 20 years of political training and experience. They are certainly not proxies. Thus, the argument that 'women become proxy and that reservation can only lead to inefficient women entering politics' is redundant. The study reveals that there are only 12 percent women among the first-timers who have no political experience, training, or exposure to the work environment outside the home. Thus, a woman cannot be considered as a proxy just because she entered into electoral politics on a reserved seat.

Case Study 2

Dr. Anuradha Potdar had entered politics for the very first time in 2017. Her family had a predominance of teachers and educators, i.e. her mother, father, maternal and paternal grandfathers were teachers. Additionally, she comes from a family that would contribute towards social service and donate for social causes from their limited income. She has completed MA and Ph.D. in Marathi and worked as a professor at the university/college for 26 years. She had also worked for an NGO voluntarily. Her political career began in 2017 as she joined BJP; before that, she was not a part of any political party. Her merit as a political candidate came from her background in the social, educational field. The local MLA (BJP) identified her as a competent candidate to be fielded from the area as a Corporator. It must be noted here that Dr. Potdar's candidature could be ascertained on the reserved seat only. She attributes the credit for her electoral success to the efforts of party workers. Her strength is her sensitivity towards sanitation, cleanliness, infrastructural issues of her area, BMC workers. Her sensitivity towards people's urgent needs and daily challenges stems from her down-to-earth approach and travel by public transport. Being an educated woman she understands the difference between winning an election and active participation in the house, which requires one to be alert, swift, thoughtful, and thorough (based on the interview of Corporator Dr. Anuradha Potdar).

The former Mayor, Snehal Ambekar, who got the credit of being the first Dalit woman mayor, stresses the indispensability of caste reservation as well, that "women's reservation is necessary. Not just women reservation but caste reservation is also necessary otherwise I coming from scheduled caste would not have got a chance. Very few will be there who would get a chance because of merit but if there is reservation then it becomes compulsory" (Shoukla, 2020).

Alternative Voices on Reservation

There are alternative voices on women's reservation as well. Some women are not against reservation but feel that women are capable of contesting from open seats and that they have the confidence to win against anybody be it from an open or reserved seat. The study substantiates their point as 18 percent of women won on open seats, including 14 percent from the general category and the rest from SC (open) and OBC (open). Besides, many women have won against men on more than one occasion. The study also observes the occurrence of "one family many parties", where a woman no longer follows the ideology of her family (male) members.

Towards Women's Political Empowerment

Reservation has facilitated women's entry into politics. Indeed, reservation gave an initial impetus to women, which they could not have otherwise got, and which according to narratives, is empowering for them. As shared by corporators Manisha Patil, "...women like me could get a chance to see the outside world because of reservation and this is empowering... I got this opportunity due to reservation because who allows working to a VII standard pass woman...Working as Corporator is an empowering experience and over the time it has enhanced my self-image and confidence" (Shoukla, 2020). In the opinion of Ujjwala Modak, "reservation alone is not sufficient. This facilitation has its limits. Women should be willing to devote time and work tirelessly and selflessly for the party. However, there have to be different training sessions where basic political orientation is provided to women.... Women should be seen as politicians and decision-makers in society" (ibid). For her, without ground-level training, affirmative action is an empty word. This point was elaborated further by Dr. Neelam Gorhe (Deputy Speaker, Legislative Council, Government of Maharashtra) when she categorically said that "not a single woman will get empowered politically at the individual level. It is a collective process" (ibid). She stressed on conducting special orientation sessions for corporators on two major issues i) functioning of the Municipal Act and ii) planning for the development of their ward.

Conclusion

It has been more than a century now when for the first time women in India officially demanded rights for their political equality. The crucial role of reservation in women's entry into politics is very much evident from the statistics of women's representation in the

corporation since the 1990s. Even today, 82 percent of women came on the reserved seats reflects the indispensability of reservation in politics as highlighted by the study. Women's political equality is something that needs to be valued on its own merit. Nonetheless, the fact that 18 percent of women stood and won from open seats against men is an indicator that at the MCGM there is growing acceptance of women leaders. It reflects that women in politics are showcasing new and strong leadership traits, which is an important step towards their political empowerment.

Finally, to make an enabling atmosphere the corporation must ensure that the newly elected corporators undergo formal and regular training. To replicate the model of women's political empowerment in urban governance at other levels of leadership, the study strongly recommends the extension of 50% of women's reservation to higher bodies, i.e. state assemblies and union parliaments. The study further urges the election commission that the constitutional validity of any political party be ascertained by the fact that it provided equal space to women/men in the list of electoral candidates (at all levels of elections).

Notes

The study *"Revisiting Politics - Narratives of Women Leaders in Urban Governance"* was undertaken at the RCWS, SNDT WU, with funds from the ICSSR, New Delhi.

References

- Banerji, P. (1949, October 11). Return women to the seats vacated by women in Constituent Assembly. Constituent Assembly Debate, X, LSS, 113.
- Das, B. (2015). A Feminist Analysis of Gender in Urban Space. *International Journal of Scientific Research*. 4(4).
- Devika, J., & Thampi, B.V. (2012). *New Lamp for Old? Gender Paradoxes of Political Decentralization in Kerala*. Zubaan.
- Ghosh, A., & Lama-Rewal, S.T. (2005). *Democratization in Progress: Women and Local Politics in Urban India*. Tulika Books.
- John, E. M. (2007). Women in Power? Gender, Caste and the Politics of Local Urban Governance, *Economic and Political Weekly*, 42(69), 3986-95.
- Kirkpatrick, J. J. (1974). *Political Woman*. Basic Books.
- Mehta, H. (1946, December 19). *Social, Economic and Political Justice for Women of India*. Constituent Assembly Debate, I, LSS, 138.
- Patil, S. (2018). *Contesting Municipal Elections: Motivations & Strategies – A Study of BMC Elections 2012-2017*. Mumbai University.

- Rani, P. (1994). The Women's Indian Association and the Self Respect Movement in Madras, 1925-1936: Perceptions on Women. In L. Kasturi and V. Mazumdar (ed.), *Women and Indian Nationalism*. Vikas Publishing House.
- Rasul, B. A. (1949, May 25). *Consideration of Report of Advisory Committee on Minorities*. Constituent Assembly Debate, 8, LSS, 300-303.
- Ray, R. (1947, July 18). *Equality of status and justice for women. Consideration of Report on the Principles of a Model Provincial Constitution*. Constituent Assembly Debate, IV, LSS, 668-669.
- Shoukla, V. (2020). *Revisiting Urban Politics – Narratives of Women Corporators in Mumbai*. Aayu Publications.
- Velayudan, D. (1947, 28 August). Discussion on the report on minority rights. Constituent Assembly Debate, 5, LSS, 263-264.

RESEARCH HORIZONS
(International Peer Reviewed Journal)
Guidelines For The Contributors

- a) The Journal is upgraded to being an International Publication indexed in EBSCO Research papers are invited from the Faculty of Arts (Languages, Humanities & Social Sciences) & Commerce in English, Hindi & Gujarati.
- b) The manuscripts should normally not exceed 2500–3500 words. Please send yours papers on A-4 size pages, margin 1 inch on all sides including figures and tables, typed in 1.5 space in 12 point - in Times New Roman font. Research papers in regional languages should be typed using the 'Akruti' software and (GUJARATI) and Mangal (HINDI) fonts. Plagiarism report should be attached with paper.
- c) Submit a soft copy on MS word of the paper through e-mail to researchhorizons@mnwc.edu.in
- d) After the research paper is scrutinized by the expert panel and then the Advisory Board, it is sent to the contributor. The contributor is then required to incorporate the suggested changes, if any and send it to us within a week of the receipt of the paper at: researchhorizons@mnwc.edu.in
- e) The author should declare that the article is the author's original work. The article has not been under consideration for another publication. If excerpts from copyrighted works are included, the author should obtain written permission from the copyright owners and show credit to the sources in the article. The author should also warrant that the article contains no libelous or unlawful statements, does not infringe on the rights of others, or contains material or instructions that might cause harm or injury.
- f) The cover page of the article should contain: (i) Title of the article in bold, title should be short and precise (ii) Name(s) of authors (iii) Professional affiliation (iv) Address of correspondence, (v) Contact No. and Email. Kindly note the author's name should not be mentioned in any other page.
- g) Full paper should generally consist (i) Title of the article (Times New Roman 14, in bold) (ii) an Abstract of the paper in about 250 words (Times Roman 11-point, Italics), the abstract should be in single paragraph and indicate methods used, significant findings and conclusion in brief (iii) KEYWORDS : 3 to 5 words, arranged alphabetically and (iv) Main text. The first line of the paragraphs should be indented (five spaces away from the margin)
- h) Main text should have (i) Introduction (highlighting the review of current literature, aims and the objectives of the study) (ii) Research Methodology (or Materials & Methods) (iii) Results & Discussions (iv) Research limitations/ implications (if any) (v) Conclusions and Recommendations (vi) Acknowledgements (optional).

- i) All figures (charts, diagrams and line drawings) and Photographs should be submitted in electronic form. They should be of clear quality, in consecutively with complete title.
- j) Mathematical expressions, figures and charts should be presented in a way that can be easily edited and printable. Tables and diagrams should be numbered consecutively and included in the text. Source must be mentioned below the table. The titles must be above the tables/ figures/ charts.
- k) Please check your manuscript for clarity, grammar, spellings, punctuation, and consistency of references to minimize editorial changes.
- l) The editorial team has the right to modify or edit the work in order to match the standard and style requirement of the journal.
- m) The contributor is expected to follow the APA (7th Edition) Style sheet method. Method for the documentation of references.
- n) Research papers should reach us two months before publication.

RESEARCH HORIZONS ISSN 2229-385X

INDIA	INDIVIDUAL	INSTITUTIONAL
1 YEAR	Rs. 1500/-	Rs. 2000/-
3 YEARS	Rs. 4000/-	Rs. 4500/-

INTERNATIONAL	INDIVIDUAL	INSTITUTIONAL
1 YEAR	Rs. 2000/-	Rs. 2500/-
3 YEARS	Rs. 5000/-	Rs. 5500/-

Subscription amount should be sent by DEMAND DRAFT only in favour of SHREE CHANDULAL NANAVATI WOMEN'S INSTITUTE AND GIRL'S HIGH SCHOOL and sent to the college address with the envelope titled as RESEARCH HORIZONS PAPER. Please visit the college website www.mnwcsndt.org and click on the Tab RESEARCH JOURNAL for guidelines.

For details contact:

Dr. Swati Partani: 9029595733

Dr. Sejal Shah: 9821533702

Dr. Ravindra Katyayan: 9324389238

Ms. Sheetal Sawant : 9833880053

Ms Susan Asokan: 9372477248.

Smt. Sunderbai Hansraj Pragji Thackersey (11-06-1885 to 12-01-1980)

Smt. Sunderbai, a soul of religion and education, selfless service and philanthropy, had lived a meaningful life, just short of only five years, to become a Centenarian.

At just the blooming age of 12 years, she was honoured with the nuptial sanctity in the year 1897, with Shri Hansarj Pragji Thackersey, the grand son of Shri Thackersey Muljiset. At a very young age, Shri Hansarj Pragji Thackersey had settled down well in business and won laurels in the social and political arena as well.

At the age of 39 years, having lived a wedded life for 27 years, the cruel fate snatched away from her, Sheth Shri Hansraj. At that time, though miserably bereaved of the life's partner, her profound faith in Almighty and her religious mental spirit, accorded in her great courage and strength, to take up faithfully and creatively all the responsibilities of unfulfilled assignments and cherished dreams of her loving counter-part.

She created a Trust, "Hansraj Pragji Thackersey Education Fund" in memory of her late husband and from its corpus, set up the Hansraj Pragji Thackersey Girl's School.

She channelised her wealth for many good causes. Her donations for the development and maintenance of educational institutions in Dwarka and a college at Nasik are worth the note in the history of the progress of education for girls.

She had made a royal donation to Vanita Vishram, at Bombay and Surat, and offered her devoted services, for about three decades, on its Managing Committee.

She also encouraged many students to go abroad for studies or business. For more than half century, this spacious building at Maharshi Karve Road (Queen's Road) stands monument, now housing the Gujarati medium H. P. T. Girl's School, an English medium - The Blossoms Sunderbai Thackersey English High School, and a large Assembly Hall, popularly known as Sunderbai Hall.

She was also one of the pioneers and the main supporter of the Bhatia General Hospital, which she equipped with the latest equipment and made it as one of the leading hospitals. Here she rendered her services as the Hon. Secretary for many years.

She, under the close association with Lady Premlila Thackersey, her nearest relative, the founder of the S.N.D.T. Women's University, Mumbai, had directed her donations to this University and to-day, in her memory, stands SHPT School of Library Science and SHPT College of Science at Mumbai and one of the Sections of Polytechnic of this University at the Juhu Campus. She was a member of the Senate of this University, for a number of years.

The heritage she has left behind her, is benevolently utilised with the same zeal and spirit, bearing in mind her ideals of life, by her devoted loyal Trustees, who execute her cherished dreams, with no axe to grind.

She had lived a life in the service of humanity, keeping her goal, "Work is Worship".

